



Good Day RF Clients,

Stock markets surge the most in almost two weeks!

- The Dow and S&P 500 were up 7.73% and 6.95% respectively
- Asian markets were up with the exception of China.
- European markets were all up ranging from 2.38% to 5.77%.

These market surges were based on reported death tolls in some of the world's coronavirus hot spots showing signs of easing.

Regional Updates

RF aims to keep you informed and below are some of the key developments locally, regionally and globally. The sooner the economies of the US, Canada and Europe recover the sooner our markets will recover.

🇧🇧 Barbados

- Barbados now has 56 COVID-19 cases, on death and six recoveries.

🇧🇧 Bahamas & 🇨🇾 Cayman

- The Bahamas has 29 COVID-19 cases, five deaths and four recoveries*.
- Bahamian Prime Minister Dr. Hubert Minnis announced that a second full quarantine will occur from Wednesday April 8th 9 pm to Tuesday April 14th 5 am. Also, additional full quarantines will be in effect every weekend for the remainder of April.
- The Cayman Islands now have 28 COVID-19 cases and community spread, but no deaths.

🌐 International

- Global COVID-19 cases, deaths and recoveries surpassed the 1.29 million, 75k and 279k marks respectively*.
- US COVID-19 cases, deaths and recoveries surpassed the 338k, 9.6k and 17.6k marks respectively*.
- The term “flatten the curve” is used repeatedly in the media. Flattening the curve involves reducing the number of new COVID-19 cases from one day to the next. According to Johns Hopkins, three of the 10 most affected countries have seen the 5-day moving average of new cases decrease. This is an indication that the curves for these countries are flattening. These countries include Spain, Iran and Germany*.

*Source: Johns Hopkins University Coronavirus Resource Center

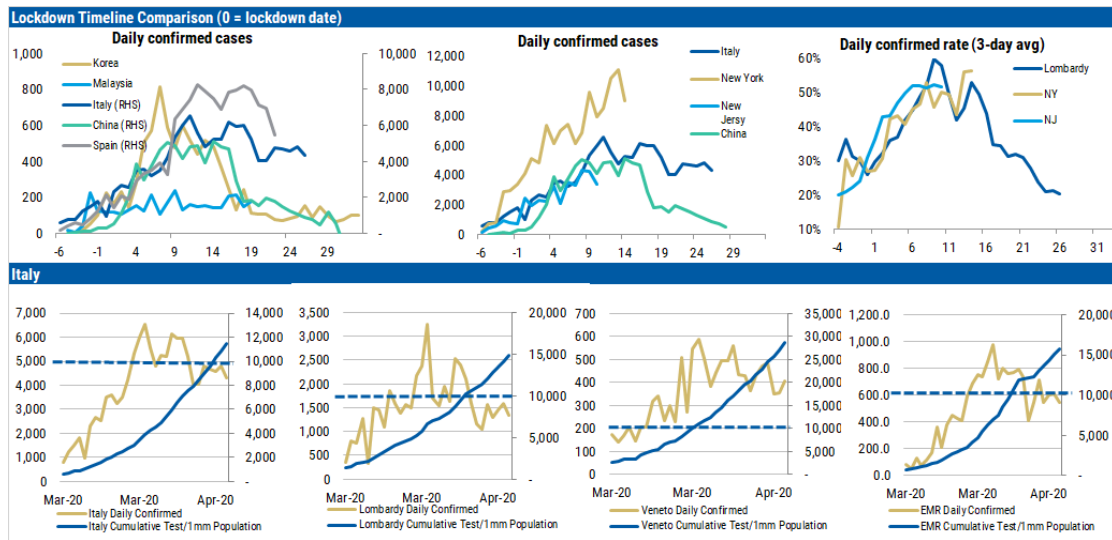
COVID-19 Status Update*			
Country	Cases	Deaths	Recoveries
Global	1,324,907	70,482	279,249
U.S.A.	352,546	10,389	18,999
New York	130,689	4,758	N.A.
Florida	13,317	235	N.A.
United Kingdom	52,274	5,383	284
Canada	15,821	294	3,256
Dominican Republic	1,828	86	33
Cuba	350	9	18
Trinidad & Tobago	105	8	1
Jamaica	58	3	8
Barbados	56	1	6
Bahamas	29	5	4

*Sourced from Johns Hopkins University & Medicine - Coronavirus Resource Center, As at 4/6/2020, 2:45:44 PM

By Morgan Stanley

- Five more EM countries to the tracker: Turkey, Russia, Brazil, Indonesia and South Africa.
- **Monday green:** Improvement across major countries but it is mainly due to reduced tests/reports over the weekend, something we observed in the past few weeks.

The charts below illustrate the broad picture: Italy has stabilized but US is still accelerating, as Matthew Harrison highlighted. What is interesting is that daily confirmed cases start to stabilize once cumulative tests reach 10k per 1mm population. This is seen in Italy and among major areas. In this context, US tested 5.4k per 1mm population while UK tested 3k per 1mm population.



UK reported 5.9k new cases with daily tests of 12k. Confirmed rate is 48%.

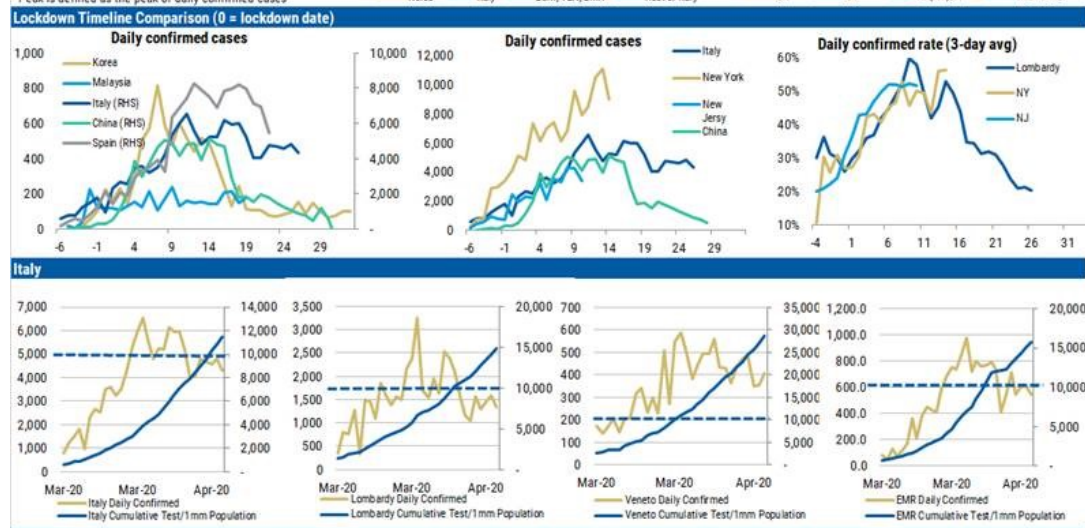
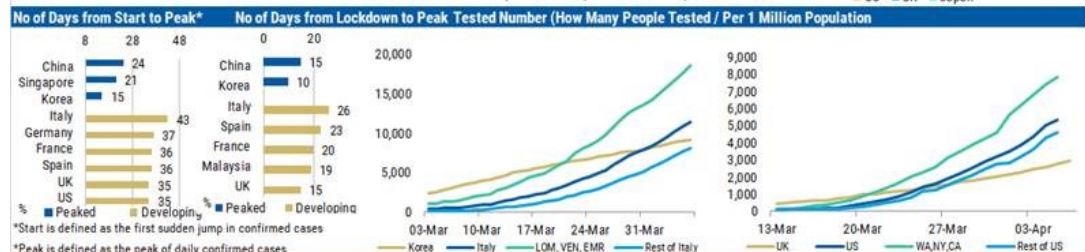
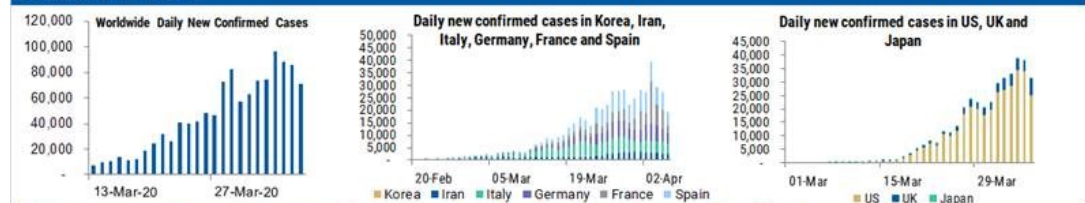
Global Covid-19 Monitor 06-Apr-20

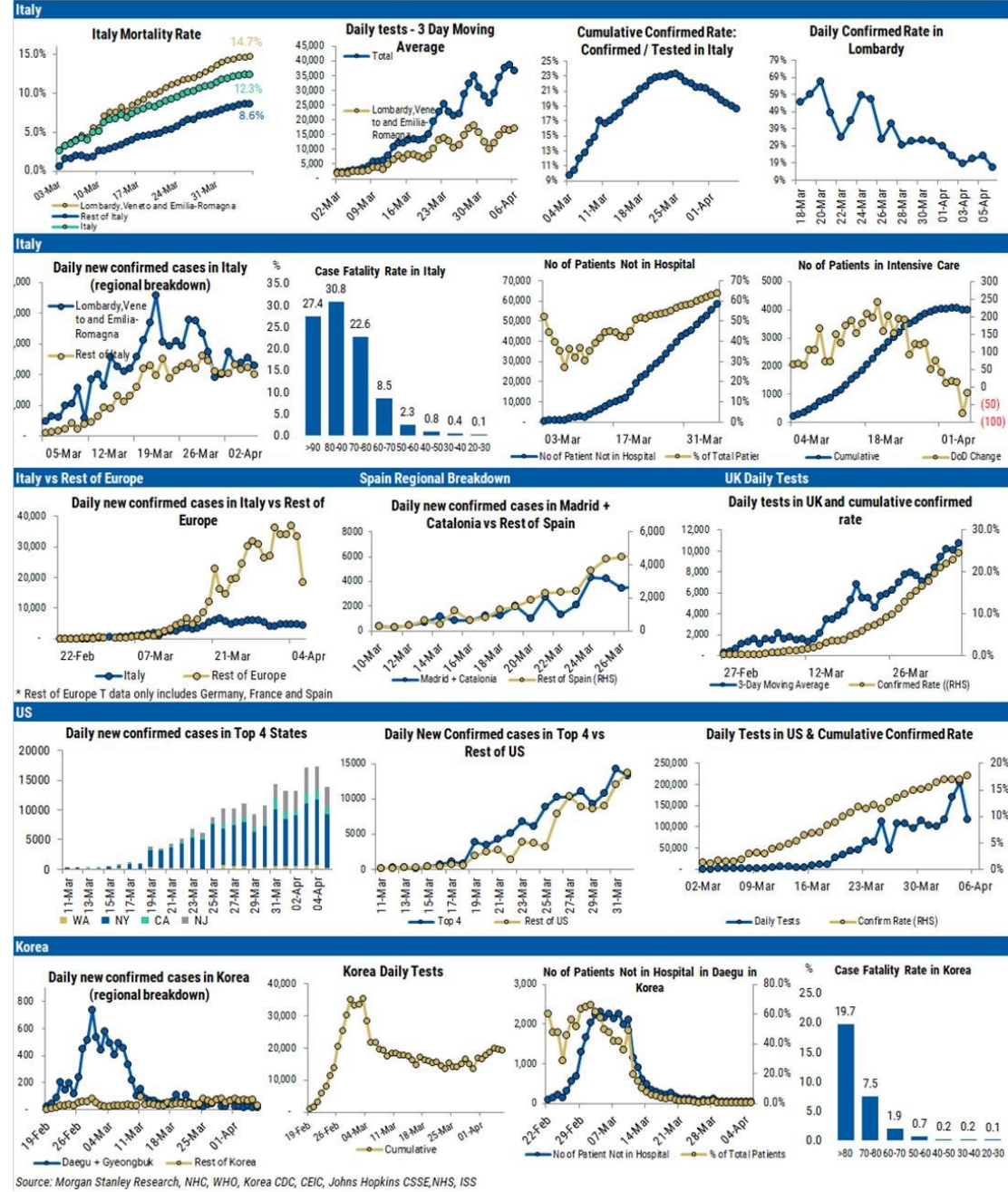
Country	Confirmed Cases				Tested Cases				Confirmed/Tested Ratio			Mortality	Infected/1mm Population	Test/1mm Population			
	Cumulative	DoD	Pre DoD	Past 3D Avg	Cumulative	DoD	Pre DoD	Past 3D Avg	Cumulative	Daily	Past 3D Avg						
Worldwide	1,273,794	70,967	85,611	90,074	-	NA	NA	NA	NA	NA	NA	NA	NA	NA	NA		
US	337,274	25,198	34,123	32,352	-	1,762,050	117,850	205,745	164,747	-	18%	21%	20%	+	2.8%	1028	5368
NY	123,160	8,986	11,114	10,064	-	302,280	18,659	12,619	20,914	-	41%	48%	48%	+	3.4%	6331	15539
NJ	37,505	3,381	4,229	3,956	-	82,166	6,810	7,853	7,571	-	46%	50%	52%	-	2.4%	4222	9251
WA	7,825	193	665	580	-	93,237	5,319	5,319	7,239	-	8%	4%	8%	-	4.3%	1028	12244
CA	15,151	1,273	1,378	1,341	-	116,533	2,833	18,900	8,791	-	13%	45%	15%	+	2.3%	383	2949
Top 4	183,641	13,833	17,386	15,941	-	594,216	33,621	44,691	44,515	-	31%	41%	36%	+	3.1%	2434	7874
Rest of US	153,633	11,365	16,737	16,411	-	1,167,834	84,229	161,054	120,231	-	13%	13%	14%	-	2.4%	608	4620
Italy	128,948	4,316	4,805	4,686	-	691,461	34,237	37,375	38,597	-	19%	13%	12%	+	12.3%	2136	11456
LOM	50,455	1,337	1,598	1,448	-	149,984	8,107	6,826	6,809	+	34%	16%	21%	-	17.6%	5015	14908
VEN	11,226	405	357	399	+	140,910	7,621	6,799	6,848	+	8%	5%	6%	-	5.6%	2268	28723
EMR	17,089	549	608	584	-	69,986	2,911	3,393	2,873	+	24%	19%	20%	-	12.0%	3832	15694
LOM, VEN, EMR	78,770	2,291	2,563	2,431	-	360,880	18,639	17,018	16,530	+	22%	12%	15%	-	14.7%	4055	18577
Rest of Italy	50,178	2,025	2,242	2,255	-	330,581	15,598	20,357	22,068	-	15%	13%	10%	+	8.6%	1226	8076
Spain	131,646	5,478	6,969	7,350	-	NA	NA	NA	NA	NA	NA	NA	NA	NA	9.6%	2816	NA
Germany	100,123	4,031	4,933	6,037	-	NA	NA	NA	NA	NA	NA	NA	NA	NA	7.6%	1196	NA
France	93,780	2,927	7,824	11,032	-	NA	NA	NA	NA	NA	NA	NA	NA	NA	8.6%	1437	NA
UK	47,806	5,903	3,735	4,013	+	195,524	12,334	9,406	10,070	+	24%	48%	40%	+	10.3%	720	2943
Japan	3,271	336	318	184	+	NA	NA	NA	NA	NA	NA	NA	NA	NA	2.6%	26	NA

Country	Confirmed Cases				Tested Cases				Confirmed/Tested Ratio			Mortality	Infected/1mm Population	Test/1mm Population			
	Cumulative	DoD	Pre DoD	Past 3D Avg	Cumulative	DoD	Pre DoD	Past 3D Avg	Cumulative	Daily	Past 3D Avg						
China	81,708	39	30	27	+	NA	NA	NA	NA	NA	NA	NA	NA	4.1%	57	NA	
Iran	58,226	2,483	2,560	2,717	-	NA	NA	NA	NA	NA	NA	NA	NA	6.2%	696	NA	
Turkey	27,069	3,135	3,013	2,752	+	NA	NA	NA	NA	NA	NA	NA	NA	2.1%	322	NA	
Brazil	11,254	894	2,450	1,548	-	NA	NA	NA	NA	NA	NA	NA	NA	4.3%	53	NA	
Korea	10,284	47	81	87	-	461,233	6,201	11,759	11,162	-	2%	1%	1%	-	1.8%	201	9004
Russia	5,489	758	537	651	+	NA	NA	NA	NA	NA	NA	NA	NA	0.8%	38	NA	
India	4,289	518	649	591	-	NA	NA	NA	NA	NA	NA	NA	NA	2.7%	3	NA	
Malaysia	3,662	179	150	192	-	51,937	2,367	1,847	2,036	+	7%	8%	9%	-	1.7%	114	1610
Indonesia	2,273	181	106	138	+	NA	NA	NA	NA	NA	NA	NA	NA	8.7%	8	NA	
South Africa	1,655	70	80	68	+	NA	NA	NA	NA	NA	NA	NA	NA	0.7%	28	NA	

*The color code: If latest DoD is above past 3D average, "Red", if below past 3D average, "Green"

Rest of World Confirmed Cases





For published research by Morgan Stanley on the virus and its implication. Please see

- [Biotechnology: COVID-19 Outbreak Dynamics - Daily Update Vs Our Model](#)
- [Morgan Stanley Global Research: Global Weekly COVID-19 Impact Update: April 3, 2020 \(3 Apr 2020\)](#)

Have questions about this update or surrounding the Coronavirus market impacts? Submit them here and we'll address them in our next communication.

Submit Question

// CONNECT WITH US //

