

**Royal Fidelity (Barbados) Investment Fund Limited –
Select Balanced Fund**

Financial Statements

For the year ended 30 June 2020

INDEPENDENT AUDITOR'S REPORT

To the Shareholders of Royal Fidelity (Barbados) Investment Fund Limited – Select Balanced Fund

Opinion

We have audited the financial statements of Royal Fidelity (Barbados) Investment Fund Limited – Select Balanced Fund (the Fund), which comprise the statement of financial position as of 30 June 2020, and the statements of comprehensive income, changes in net assets attributable to holders of redeemable participating shares and cash flows for the year then ended, and notes to the financial statements, including a summary of significant accounting policies.

In our opinion, the accompanying financial statements present fairly, in all material respects, the financial position of the Fund as of 30 June 2020 and its financial performance and its cash flows for the year then ended in accordance with International Financial Reporting Standards.

Basis for Opinion

We conducted our audit in accordance with International Standards on Auditing (ISAs). Our responsibilities under those standards are further described in the *Auditor's Responsibilities for the Audit of the Financial Statements* section of our report. We are independent of the Fund in accordance with the International Ethics Standards Board of Accountants' (IESBA) International Code of Ethics for Professional Accountants (including International Independence Standards) ("IESBA Code"), and we have fulfilled our other ethical responsibilities in accordance with the IESBA Code. We believe that the audit evidence we have obtained is sufficient and appropriate to provide a basis for our opinion.

Responsibilities of Management and the Board of Directors for the Financial Statements

Management is responsible for the preparation and fair presentation of the financial statements in accordance with International Financial Reporting Standards, and for such internal control as management determines is necessary to enable the preparation of financial statements that are free from material misstatement, whether due to fraud or error.

In preparing the financial statements, management is responsible for assessing the Fund's ability to continue as a going concern, disclosing, as applicable, matters related to going concern and using the going concern basis of accounting unless management either intends to liquidate the Fund or to cease operations, or has no realistic alternative but to do so.

The Board of Directors is responsible for overseeing the Fund's financial reporting process.

Auditor's Responsibilities for the Audit of the Financial Statements

Our objectives are to obtain reasonable assurance about whether the financial statements as a whole are free from material misstatement, whether due to fraud or error, and to issue an auditors' report that includes our opinion. Reasonable assurance is a high level of assurance, but is not a guarantee that an audit conducted in accordance with ISAs will always detect a material misstatement when it exists. Misstatements can arise from fraud or error and are considered material if, individually or in the aggregate, they could reasonably be expected to influence the economic decisions of users taken on the basis of these financial statements.

INDEPENDENT AUDITOR'S REPORT (Continued)

To the Shareholders of Royal Fidelity (Barbados) Investment Fund Limited – Select Balanced Fund

Auditor's Responsibilities for the Audit of the Financial Statements (Continued)

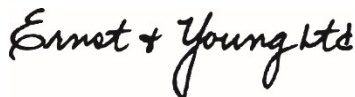
As part of an audit in accordance with ISAs, we exercise professional judgment and maintain professional skepticism throughout the audit. We also:

- Identify and assess the risks of material misstatement of the financial statements, whether due to fraud or error, design and perform audit procedures responsive to those risks, and obtain audit evidence that is sufficient and appropriate to provide a basis for our opinion. The risk of not detecting a material misstatement resulting from fraud is higher than for one resulting from error, as fraud may involve collusion, forgery, intentional omissions, misrepresentations, or the override of internal control.
- Obtain an understanding of internal control relevant to the audit in order to design audit procedures that are appropriate in the circumstances, but not for the purpose of expressing an opinion on the effectiveness of the Fund's internal control.
- Evaluate the appropriateness of accounting policies used and the reasonableness of accounting estimates and related disclosures made by management.
- Conclude on the appropriateness of management's use of the going concern basis of accounting and based on the audit evidence obtained, whether a material uncertainty exists related to events or conditions that may cast significant doubt on the Fund's ability to continue as a going concern. If we conclude that a material uncertainty exists, we are required to draw attention in our auditor's report to the related disclosures in the financial statements or, if such disclosures are inadequate, to modify our opinion. Our conclusions are based on the audit evidence obtained up to the date of our auditor's report. However, future events or conditions may cause the Fund to cease to continue as a going concern.
- Evaluate the overall presentation, structure and content of the financial statements, including the disclosures, and whether the financial statements represent the underlying transactions and events in a manner that achieves fair presentation.

We communicate with Management and the Board of Directors regarding, among other matters, the planned scope and timing of the audit and significant audit findings, including any significant deficiencies in internal control that we identify during our audit.

Other Matter

This report is made solely to the Fund's shareholders, as a body, in accordance with Section 32 of the Mutual Funds Act, 2002 of Barbados. Our audit work has been undertaken so that we might state to the Fund's shareholders those matters we are required to state to them in an auditor's report and for no other purpose. To the fullest extent permitted by law, we do not accept or assume responsibility to anyone other than the Fund and the Fund's shareholders as a body, for our audit work, for this report, or for the opinion we have formed.



Barbados
30 October 2020

Royal Fidelity (Barbados) Investment Fund Limited – Select Balanced Fund
(Established under the laws of Barbados)


Statement of Financial Position
As of 30 June 2020
(Expressed in Barbados dollars)

	2020	2019
	\$	\$
ASSETS		
Cash at bank	61,220	195,070
Financial assets at fair value through profit or loss [Note 3]	30,177,862	32,035,457
Withholding taxes receivable	157,395	157,395
Other assets	4,300	3,050
	<u>30,400,777</u>	<u>32,390,972</u>
LIABILITIES		
Redemptions payable	28,523	109,394
Management fee payable [Note 5(a)]	48,097	50,702
Accrued expenses and other liabilities	9,000	9,000
	<u>85,620</u>	<u>169,096</u>
Liabilities (excluding net assets attributable to holders of Class A redeemable participating shares)	<u>85,620</u>	<u>169,096</u>
Net assets attributable to holders of Class A redeemable participating shares [Note 4]	<u>30,315,157</u>	<u>32,221,876</u>

APPROVED BY THE BOARD OF DIRECTORS AND SIGNED ON ITS BEHALF BY:



 Director



 Director

30 October 2020

 Date

Royal Fidelity (Barbados) Investment Fund Limited – Select Balanced Fund

Statement of Comprehensive Income For the Year Ended 30 June 2020 (Expressed in Barbados dollars)

	2020 \$	2019 \$
INVESTMENT INCOME		
Net realised gain on financial assets at fair value through profit or loss	408,868	366,945
Net change in unrealised (depreciation)/ appreciation/of financial assets at fair value through profit or loss	(146,113)	1,466,449
Other income	-	32,993
Total investment income	262,755	1,866,387
EXPENSES		
Management fee [Note 5(a)]	594,961	605,188
Audit fees	9,903	9,000
Other	18,683	10,668
Total expenses	623,547	624,856
(Decrease)/increase in net assets attributable to holders of Class A redeemable participating shares	(360,792)	1,241,531
Attributable to:		
Series A1 redeemable participating shares	(307,581)	1,060,663
Series A3 redeemable participating shares	(53,211)	180,868
	(360,792)	1,241,531
(Decrease)/increase in net assets per redeemable participating share [Note 6]		
Series A1 redeemable participating shares	(0.06)	0.20
Series A3 redeemable participating shares	(0.07)	0.26

The accompanying notes are an integral part of these financial statements.

Royal Fidelity (Barbados) Investment Fund Limited – Select Balanced Fund

Statement of Changes in Net Assets Attributable to Holders of Class A Redeemable Participating Shares For the Year Ended 30 June 2020 (Expressed in Barbados dollars)

	2020		2019	
	Number of Shares	\$	Number of Shares	\$
Series A1 Shares				
Balance as of the beginning of the year	5,272,821	28,336,033	5,473,206	28,319,531
Subscriptions	56,337	294,288	156,411	827,010
Redemptions	(409,726)	(2,250,392)	(356,796)	(1,871,171)
(Decrease)/Increase in net assets attributable to holders of Series A1 shares	-	(307,581)	-	1,060,663
Balance as of the end of the year	<u>4,919,432</u>	<u>26,072,348</u>	<u>5,272,821</u>	<u>28,336,033</u>
Net asset value per share: \$5.30 (2019: \$5.37)				
Series A3 shares				
Balance as of the beginning of the year	683,968	3,885,843	663,199	3,591,604
Subscriptions	96,840	559,628	73,518	407,378
Redemptions	(25,898)	(149,451)	(52,749)	(294,007)
(Decrease)/Increase in net assets attributable to Holders of Series A3 shares	-	(53,211)	-	180,868
Balance as of the end of the year	<u>754,910</u>	<u>4,242,809</u>	<u>683,968</u>	<u>3,885,843</u>
Net asset value per share: \$5.62 (2017: \$5.68)				
Total net assets attributable to holders of Class A redeemable participating shares		<u>30,315,157</u>		<u>32,221,876</u>

The accompanying notes are an integral part of these financial statements.

Royal Fidelity (Barbados) Investment Fund Limited – Select Balanced Fund

Statement of Cash Flows For the Year Ended 30 June 2020 (Expressed in Barbados dollars)

	2020 \$	2019 \$
CASH FLOWS FROM OPERATING ACTIVITIES		
Purchases of financial assets at fair value through profit or loss	(140,000)	(40,321)
Proceeds from sales of financial assets at fair value through profit or loss	2,260,350	1,630,254
Other income	-	32,993
Payment of expenses	<u>(627,402)</u>	<u>(659,621)</u>
Net cash from operating activities	<u>1,492,948</u>	<u>963,305</u>
CASH FLOWS FROM FINANCING ACTIVITIES		
Proceeds from subscriptions of Class A redeemable participating shares	853,916	1,234,388
Payments for redemptions of Class A redeemable participating shares	<u>(2,479,914)</u>	<u>(2,205,130)</u>
Net cash (used in) financing activities	<u>(1,625,998)</u>	<u>(970,742)</u>
Net (decrease) in cash and cash equivalents	(133,850)	(7,437)
Cash and cash equivalents as of the beginning of the year	<u>195,070</u>	<u>202,507</u>
Cash and cash equivalents as of the end of the year	<u>61,220</u>	<u>195,070</u>
CASH AND CASH EQUIVALENTS		
Cash at bank	<u>61,220</u>	<u>195,070</u>

The accompanying notes are an integral part of these financial statements.

Royal Fidelity (Barbados) Investment Fund Limited – Select Balanced Fund

Notes to the Financial Statements For the year ended 30 June 2020 (Expressed in Barbados dollars)

1. General Information

Royal Fidelity (Barbados) Investment Fund Limited – Select Balanced Fund (the Fund) is a sub fund of Royal Fidelity (Barbados) Investment Fund Limited (the Umbrella Fund), which is incorporated under the Companies Act, 1982 of Barbados and is licensed as a mutual fund under the Mutual Funds Act, 2002.

The Fund is an open-end investment vehicle, which issues Class A redeemable participating shares divided into three (3) series of shares, namely Series A1, A2 and A3 [Note 4]. The investment objective of the Fund is to provide long-term capital appreciation, along with the highest income yield and overall return consistent with a moderate level of risk, which it achieves by investing in: Royal Fidelity (Barbados) Investment Fund Limited – Fixed Income Fund, an investment holding vehicle of the Umbrella Fund, that invests in a diversified portfolio of fixed income securities of entities domiciled principally in the Caribbean, including investment funds invested in such fixed income securities; and Royal Fidelity (Barbados) Investment Fund Limited – Equity Fund, an investment holding vehicle of the Umbrella Fund, that invests in a diversified portfolio of equity securities of entities domiciled principally in the Caribbean, including investment funds invested in such equity securities.

The Fund's Class A redeemable participating shares are listed for informational purposes, but not traded, on the Barbados Stock Exchange (BSE), and the registered office of the Umbrella Fund is located at Fidelity House, 27 Pine Road, St. Michael, Barbados. The Fund's activities are managed entirely by service providers [Note 5].

Other sub funds exist under the Umbrella Fund, and individual financial statements are prepared for each sub fund that can be obtained from the registered office of the Umbrella Fund.

2. Summary of Significant Accounting Policies

The significant accounting policies applied in the preparation of the financial statements are set out below. These policies have been consistently applied to all years presented, unless otherwise stated.

(a) Basis of preparation

The financial statements are prepared in accordance with International Financial Reporting Standards as promulgated by the International Accounting Standards Board (IASB), and under the historical cost convention, except as disclosed in the accounting policies below.

The preparation of financial statements in conformity with IFRS requires the use of certain critical accounting estimates. It also requires management to exercise judgment in the process of applying the Fund's accounting policies. Estimates and judgments are continually evaluated and are based on historical experience and other factors, including expectations of future events that are believed to be reasonable under the circumstances. Actual results could differ from those estimates. The areas involving a higher degree of judgment or complexity, or areas where assumptions and estimates are significant to the financial statements, are disclosed in Note 2(e).

New standards, amendments and interpretations adopted by the Fund

Standards and amendments and interpretations to published standards that became effective for the Fund's financial year beginning on 1 July 2019 were either not relevant or not significant to the Fund's operations and accordingly did not have a material impact on the Fund's accounting policies or financial statements.

Royal Fidelity (Barbados) Investment Fund Limited – Select Balanced Fund

Notes to the Financial Statements For the year ended 30 June 2020 (Expressed in Barbados dollars)

2. Summary of Significant Accounting Policies (Continued)

(a) Basis of preparation (continued)

Standards issued but not yet effective

The application of new standards and amendments and interpretations to existing standards that have been published but are not yet effective are not expected to have a material impact on the Fund's accounting policies or financial statements in the financial period of initial application.

(b) Investment entity

The Fund meets the definition of an investment entity defined in IFRS 10 *Consolidated Financial Statements* and IAS 28 *Investments in Associates and Joint Ventures*, which provide an exception to consolidation and equity method requirements for investment entities, with investment entities required to recognise investments in subsidiaries and associates at fair value through profit or loss.

Management has determined that the Fund meets the characteristics of an investment entity, as: it obtains funds from investors for the purposes of providing investment management services; its business purpose, as set out in its offering documents, is to invest for returns from investment income and capital appreciation; and the performance of investments is measured and evaluated on a fair value basis. Further, the Fund effects multiple investments through its holdings in Royal Fidelity (Barbados) Investment Fund Limited – Fixed Income Fund and Royal Fidelity (Barbados) Investment Fund Limited – Equity Fund.

Accordingly, investments in subsidiaries and associates are recognised as financial assets at fair value through profit or loss and measured in accordance with the accounting policies disclosed in Note 2(e). These financial statements are the only financial statements presented by the Fund.

(c) Foreign currency translation

The financial statements are presented in Barbados dollars, which is the Fund's functional and presentation currency.

Foreign currency transactions are translated into the functional currency using the exchange rates prevailing as of the dates of the transactions. Foreign exchange gains and losses resulting from the settlement of such transactions and from the translation at year-end exchange rates of monetary assets and liabilities denominated in foreign currencies are recognised in the statement of comprehensive income. Translation differences on financial assets measured at fair value through profit or loss are included as a part of the fair value gains and losses.

(d) Cash and cash equivalents

For the purposes of the statement of cash flows, cash and cash equivalents comprise demand deposits with banks, other short-term highly liquid financial assets with original contractual maturities of three (3) months or less and drawn-down margin credit facilities provided by banks.

Royal Fidelity (Barbados) Investment Fund Limited – Select Balanced Fund

Notes to the Financial Statements For the year ended 30 June 2020 (Expressed in Barbados dollars)

2. Summary of Significant Accounting Policies (Continued)

(e) Financial assets at fair value through profit or loss

Classification and Measurement of Financial Assets

The Fund classifies its financial assets as financial assets at fair value through profit or loss (FVTPL). The classification and subsequent measurement of financial assets is determined based on the Fund's business model for managing the asset and the cash flow characteristics of the financial assets.

The business model assessment is that the Fund's financial assets are not held solely to collect the contractual cash flows from the financial assets or to collect both the contractual cash flows and cash flows arising from the sale of financial assets. As neither of these are applicable, because the financial assets are held for trading purposes, then the financial assets are classified as part of the 'other' IFRS 9 business model and measured at FVTPL.

The business model represents the Fund's objectives in managing financial assets. Factors considered by the Fund in determining the business model for a group of financial assets include: past experience regarding the manner in which the cash flows for the financial assets were collected; the manner in which the performance of financial assets is evaluated and reported to key management personnel; and the approach to assessing and managing risks associated with the financial assets; and where applicable, the compensation structure for personnel involved in the processes surrounding the financial assets.

Initial recognition and measurement

The Fund measures financial assets at their fair value, Transaction costs of financial assets at fair value through profit or loss are expensed as incurred.

Reclassification

Financial assets are reclassified only when the business model for the relevant class of financial assets, as a whole, changes and such reclassification is prospective and is effective from the first financial period subsequent to the change in business model.

Derecognition

Financial assets are derecognized when the contractual rights to receive cash flows from the financial assets have expired or when the Fund has transferred substantially all risks and rewards of ownership. If the Fund has neither transferred nor retained substantially all the risks and rewards of ownership, an assessment is made whether the Fund has retained control of the financial assets.

Where the Fund has not retained control, financial assets are derecognized and any rights or obligations retained or created as part of the transaction are recognized as separate assets or liabilities. Alternatively, where the Fund has retained control, the Fund continues to recognize the financial assets to the extent of its continuing involvement in the financial assets.

Royal Fidelity (Barbados) Investment Fund Limited – Select Balanced Fund

Notes to the Financial Statements For the year ended 30 June 2020 (Expressed in Barbados dollars)

2. Summary of Significant Accounting Policies (Continued)

(e) Financial assets at fair value through profit or loss (continued)

Gains or losses

Gains or losses arising from sales of financial assets are recognized in the statement of comprehensive income as a part of net income in the financial period in which they arise.

(f) Redeemable participating shares

The Fund issues redeemable participating shares, which are redeemable at the holder's option and are classified as financial liabilities. Redeemable participating shares can be put back to the Fund at any time for cash equal to a proportionate share of the Fund's net asset value. The redeemable participating shares are carried at the redemption amount that would be payable as of the date of the statement of financial position if the holders were to exercise the right to put the shares back to the Fund.

Redeemable participating shares are issued and redeemed at the holder's option at prices based on the Fund's net asset value per share at the time of issue or redemption. The Fund's net asset value per share is calculated by dividing the net assets attributable to holders of redeemable participating shares with the total number of outstanding redeemable participating shares.

(g) Income and expense recognition

Interest income and expense are recognised in the statement of comprehensive income using the effective interest method. The effective interest method is a method of calculating the amortised cost of a financial asset or a financial liability and of allocating the interest income or interest expense over the relevant period. The effective interest rate is the rate that exactly discounts estimated future cash receipts or payments throughout the expected life of the financial instrument or, when appropriate, a shorter period to the net carrying amount of the financial asset or financial liability. When calculating the effective interest rate, the Fund estimates cash flows considering all contractual terms of the financial instrument but does not consider future credit losses. The calculation includes all fees and commissions paid or received between parties to the contract that are an integral part of the effective interest rate, transaction costs and all other premiums or discounts.

Dividend income is recognised when the right to receive payment has been established.

Other income and expenses are recognised on the accrual basis.

(h) Taxation

The Fund is licensed as an authorised mutual fund under the Mutual Funds Act, 2002 and is therefore not subject to corporate taxes on income derived from its investing activities, as all income is designated to be income of the redeemable participating shareholders. The Fund incurs withholding taxes imposed by certain countries on investment income and capital gains for investments domiciled in those countries. Such income and gains are recorded gross of withholding taxes in the statement of comprehensive income, and withholding taxes are shown as a separate line item.

Royal Fidelity (Barbados) Investment Fund Limited – Select Balanced Fund

Notes to the Financial Statements For the year ended 30 June 2020 (Expressed in Barbados dollars)

2. Summary of Significant Accounting Policies (Continued)

(i) Corresponding figures

Where necessary, corresponding figures are adjusted to conform with changes in presentation in the current period.

3. Financial Assets at Fair Value through Profit or Loss

The Fund ranks its financial assets based on the hierarchy of valuation techniques required by IFRS, which is determined based on whether the inputs to those valuation techniques are observable or unobservable. Observable inputs reflect market data obtained from independent sources; unobservable inputs reflect the Fund's market assumptions. These two (2) types of inputs lead to the following fair value hierarchy:

Level 1 – Quoted prices (unadjusted) in active markets for identical assets or liabilities.

Level 2 – Inputs other than quoted prices included within Level 1 that are observable for the asset or liability, either directly (that is, as prices) or indirectly (that is, derived from prices).

Level 3 – Inputs for the asset or liability that are not based on observable market data (unobservable inputs).

This hierarchy requires the use of observable market data when available. The Fund considers relevant and observable market prices in its valuations where possible.

The level in the fair value hierarchy within which the fair value measurement is categorised in its entirety is determined on the basis of the lowest level input that is significant to the fair value measurement in its entirety. For this purpose, the significance of an input is assessed against the fair value measurement in its entirety. If a fair value measurement uses observable inputs that require significant adjustment based on unobservable inputs, that measurement is a Level 3 measurement. Assessing the significance of a particular input to the fair value measurement in its entirety requires judgment, considering factors specific to the asset.

The determination of what constitutes 'observable' requires significant judgment by the Fund. The Fund considers observable data to be that market data that is readily available, regularly distributed or updated, reliable and verifiable, not proprietary, and provided by independent sources that are actively involved in the relevant market.

Royal Fidelity (Barbados) Investment Fund Limited – Select Balanced Fund

Notes to the Financial Statements For the year ended 30 June 2020 (Expressed in Barbados dollars)

3. Financial Assets at Fair Value through Profit or Loss (Continued)

The fair value of financial instruments traded in active markets is based on quoted market prices at the date of the statement of financial position. A market is regarded as active if quoted prices are readily and regularly available from the exchange, dealer, broker, industry group, pricing service or regulatory agency, and those prices represent actual and regularly occurring market transactions on an arm's length basis. These instruments are included in Level 1.

Financial instruments that trade in markets that are not considered to be active but are valued based on quoted market prices, dealer quotations or alternative pricing sources supported by observable inputs are classified within Level 2.

Financial instruments classified within Level 3 have significant unobservable inputs, as they trade infrequently. Level 3 instruments include unlisted securities that have significant unobservable components, including investment entities.

	2020 \$	2019 \$
<i>Level 3</i>		
Investment entities	<u>30,177,862</u>	<u>32,035,457</u>
Total	<u>30,177,862</u>	<u>32,035,457</u>

As of 30 June 2020, the cost of financial assets at fair value through profit or loss is \$24,380,585 (2019: \$26,092,067).

Movements in Level 3 securities comprise:

	2020 \$	2019 \$
Balance as of the beginning of the year	32,035,457	31,791,996
Purchases	140,000	40,321
Sales	(2,260,350)	(1,630,254)
Net realised gain	408,868	366,945
Net change in unrealised appreciation/depreciation	<u>(146,113)</u>	<u>1,466,449</u>
Balance as of the end of the year	<u>30,177,862</u>	<u>32,035,457</u>

Investment entities comprise the investment in the shares of Royal Fidelity (Barbados) Investment Fund Limited – Fixed Income Fund and Royal Fidelity (Barbados) Investment Fund Limited – Equity Fund (the Sub Funds). As of 30 June 2020, the Fund owned: 12,796,422 (2019: 14,041,050) shares of Royal Fidelity (Barbados) Investment Fund Limited – Fixed Income Fund, representing 35.97% (2019: 38.79%) of total outstanding shares; and 10,874,201 (2019: 11,326,719) shares of Royal Fidelity (Barbados) Investment Fund Limited – Equity Fund, representing 69.26% (2019: 70.52%) of total outstanding shares.

The financial position and performance of the Sub Funds are disclosed in the attached financial statements.

Royal Fidelity (Barbados) Investment Fund Limited – Select Balanced Fund

Notes to the Financial Statements For the year ended 30 June 2020 (Expressed in Barbados dollars)

4. Share Capital

The authorised share capital of the Fund is unlimited, and currently comprises non-voting Class A redeemable participating shares (redeemable participating shares). Redeemable participating shares fully participate in the profits and losses of the Fund. The Class A redeemable participating shares are divided into three (3) series of shares: A1, A2 and A3, and each were initially issued at \$4.67 per share. Thereafter, the Class A redeemable participating shares are issued on the first business day of each calendar month (dealing date) at the net asset value (NAV) per share as of the close of the last business day of the calendar month that precedes the dealing date (valuation date), net of a sales commission of up to 2.00%. The minimum initial investment is \$1,000 with a minimum subsequent investment of \$250.

Income and expenses (other than expenses attributable to a specific series) are allocated to each series of Class A redeemable participating shares based on their relative NAV. Class A redeemable participating shares may be redeemed at the holder's option, upon giving fifteen (15) days prior written notice, at the NAV per share as of the valuation date less a redemption fee of up to 2.00% for Series A1 and A2 (minimum of \$50); no redemption fee is applicable to Series A3. The redemption fee is determined based on the length of time the shares are outstanding, with a higher fee for the shorter the outstanding period. Partial redemptions are permitted provided that the remaining investment of the shareholder is not less than the minimum initial investment for the applicable series, otherwise the Fund can require full redemption.

As of 30 June 2020, related parties owned 419,034 (2019: 419,598) Series A1 shares and 752,905 (2019: 683,364) Series A3 shares.

5. Related Party Balances and Transactions

The Fund does not have employees and its activities are directed and managed by the service providers of the Umbrella Fund, all of which are related parties. Related parties include those entities and individuals that have the ability to control or exercise significant influence over the Fund in making financial or operational decisions, and entities that are controlled, jointly controlled or significantly influenced by them.

(a) Investment management

Pursuant to an agreement with the Umbrella Fund dated 24 November 2008, Royal Fidelity Merchant Bank & Trust (Barbados) Limited (the Investment Manager), a bank incorporated and licensed in Barbados, serves as the Fund's investment manager. The Investment Manager is responsible for the implementation of the Fund's investment strategy and has sole responsibility for the investing and reinvesting of the Fund's assets.

The Investment Manager is entitled to a management fee of 2.00%, 1.00% and 1.00% per annum of the NAV of Series A1, Series A2, and Series A3, respectively, payable monthly in arrears. The management fee covers administration and custody fees; accordingly, such fees are included in management fee in the statement of comprehensive income.

The management fee expense during the period totalled \$552,590 and \$42,371 (2019: \$567,320 and \$37,868) for Series A1 and Series A3, respectively.

Royal Fidelity (Barbados) Investment Fund Limited – Select Balanced Fund

Notes to the Financial Statements For the year ended 30 June 2020 (Expressed in Barbados dollars)

5. Related Party Balances and Transactions (Continued)

(b) Administration

Pursuant to an agreement with the Umbrella Fund dated 24 November 2008, Royal Fidelity Capital Markets (Barbados) Limited (the Administrator), a company incorporated and licensed in Barbados, serves as the Fund's administrator. The Administrator is entitled to an administration fee, which is paid out of the management fee.

(c) Custody

Pursuant to an agreement with the Umbrella Fund dated 24 November 2008, Royal Bank of Canada Financial Corporation (the Custodian), a bank incorporated and licensed in Barbados and an affiliate of the Investment Manager, serves as the Fund's primary custodian and escrow agent. The Custodian is entitled to a custodian fee, which is paid out of the management fee.

(d) Directors and officers

Certain directors of the Fund are also directors or officers of the Investment Manager and its subsidiaries; and the Custodian.

(e) Cash at bank and margin credit facility

The Fund has demand deposit accounts with the Investment Manager, which do not earn interest. As of 30 June 2020, the balances totalled \$61,220 (2019: \$195,070). The Fund did not earn interest income on the deposits during the current and prior years.

The Fund has a line of credit of \$1,500,000 with the Investment Manager, which incurs interest at a rate of 6.00% per annum. The Fund has pledged its financial assets in support of this margin credit facility. As of 30 June 2020 and 2019, the facility was not utilised. Interest expense incurred on the facility during the year totalled \$Nil (2019: \$Nil).

(f) Other

The Fund has other related party balances and transactions through its investment in the Sub Funds, the financial statements of which are attached.

6. Decrease/(Increase) in Net Assets per Redeemable Participating Share

Decrease/(Increase) in net assets per redeemable participating share is calculated by dividing the increase in net assets attributable to holders of redeemable participating shares by the weighted average number of redeemable participating shares during the year. The weighted average number of outstanding Series A1 and A3 redeemable participating shares during the year amounted to 5,462,265 and 792,920 (2019: 5,454,898 and 688,794), respectively.

Royal Fidelity (Barbados) Investment Fund Limited – Select Balanced Fund

Notes to the Financial Statements For the year ended 30 June 2020 (Expressed in Barbados dollars)

7. Financial Risk Management

The Fund engages in transactions that expose it to market risk (which includes price, currency and interest rate risks), credit risk and liquidity risk in the normal course of operations. The Fund's financial performance is affected by its ability to understand and effectively manage these risks.

The Fund's Investment Manager is responsible for identifying and managing risks. The Directors monitor the Investment Manager and are ultimately responsible for the overall financial risk management of the Fund.

Monitoring and controlling risks is performed through the establishment of limits by the Directors, which reflect the business strategy, including the level of risk that the Fund is willing to accept and the market environment in which the Fund operates. In addition, the Fund monitors and measures the overall level of risk in relation to the aggregate risk exposure across all risk types and activities.

The Fund invests solely in the Sub Funds that have investment objectives that are consistent with those of the Fund, which results in the Fund being indirectly exposed to market, credit and liquidity risks of the Sub Funds. These risks are disclosed in Note 6 of the attached financial statements of the Sub Funds.

Concentration of risks

Concentration of risk indicates the relative sensitivity of the Fund's performance to developments affecting a particular industry or geographical location, and arises: when a significant proportion of financial instruments or contracts are entered into with the same counterparty; or where a significant proportion of counterparties are engaged in similar business activities, or activities in the same geographical region, or that have similar economic features that would cause their ability to meet contractual obligations to be similarly affected by changes in economic, political or other conditions. Concentration of currency risk arises when the Fund has a significant net open position in a single foreign currency, or aggregate net open positions in several currencies that are historically positively correlated. Concentration of liquidity risk arises from the repayment terms of financial liabilities, sources of borrowing facilities or reliance on a particular market in which to realise liquid assets.

To mitigate excessive concentration of risk, the Fund's policies and procedures include specific guidelines to maintain appropriate diversification.

(a) Market risk

Price risk

Price risk is the risk that the fair values and/or amounts realised on sales of financial instruments may fluctuate significantly as a result of changes in market prices. The price risk of the portfolio of financial assets is managed through diversification of the investment portfolio of the Sub Funds. The asset allocation guidelines of the Fund and the Sub Funds are recommended by the Investment Manager and approved by the Directors.

Currency risk

Currency risk is the risk that the fair values and/or amounts realised on sales of financial instruments or the settlement of financial liabilities may fluctuate due to change in foreign exchange rates. The Fund is indirectly exposed to currency risk through its investment in the Sub Funds.

Royal Fidelity (Barbados) Investment Fund Limited – Select Balanced Fund

Notes to the Financial Statements For the year ended 30 June 2020 (Expressed in Barbados dollars)

7. Financial Risk Management (Continued)

(a) Market risk (continued)

Interest rate risk

Fair value and cash flow interest rate risks are the risks that the fair values or future cash flows of financial instruments will fluctuate because of changes in market interest rates. The Fund is indirectly exposed to interest rate risk through its investment in the Sub Funds.

(b) Credit risk

Credit risk is the risk that a counterparty will be unable or unwilling to meet a commitment that is entered into with the Fund. The Fund is exposed to credit risk both indirectly through its investment in the Sub Funds, and directly through cash balances and securities held in custody, which are placed with financial institutions in good standing with the relevant regulators.

(c) Liquidity risk

Liquidity risk is the risk that the Fund is unable to meet its payment obligations associated with its financial liabilities when they come due. The Fund is exposed to monthly redemptions of Class A redeemable participating shares, however its financial assets are generally longer term. The Fund has the ability to redeem its positions in the Sub Funds on a monthly basis to meet payment obligations, subject to the liquidity risk of the Sub Funds. Further, the Fund has the ability to borrow in the short term using its financial assets as collateral.

All financial liabilities are due on demand, however amounts owing to Class A redeemable participating shareholders are not expected to be demanded in the short term as shareholders typically retain such shares for the medium to long term. All financial assets are current, and either due on demand or within one (1) month.

8. Fair Value of Financial Instruments

Financial instruments utilised by the Fund comprise the recorded financial assets and liabilities disclosed in the financial statements. The Fund's financial instruments are principally short term in nature, have interest rates that reset to market rates, or are carried at fair value; accordingly, their fair values approximate their carrying values.

9. Capital Management

The capital of the Fund is represented by the net assets attributable to the holders of redeemable participating shares. The amount of net assets attributable to these shareholders can change significantly on a monthly basis, as the Fund is subject to monthly subscriptions and redemptions at the discretion of the shareholders. The Fund's objective when managing capital is to safeguard the Fund's ability to continue as a going concern in order to provide returns for shareholders and to maintain a strong capital base to support the development of the investment activities of the Fund.

Royal Fidelity (Barbados) Investment Fund Limited – Select Balanced Fund

Notes to the Financial Statements For the year ended 30 June 2020 (Expressed in Barbados dollars)

9. Capital Management (Continued)

In order to maintain or adjust the capital structure, the Fund:

- monitors the level of monthly subscriptions and redemptions relative to financial assets it expects to be able to liquidate within one (1) month.
- issues new shares and redeems existing shares in accordance with the constitutional documents of the Fund, which include the ability to restrict redemptions and require certain minimum holdings and subscriptions.

The Directors and the Investment Manager monitor capital of the Fund on the basis of the value of net assets attributable to redeemable participating shareholders.

10. COVID-19

In December 2019, a novel strain of coronavirus, (“COVID-19”), surfaced in Wuhan, China. This virus continues to spread around the world, resulting in business and social disruption. COVID-19 was declared a global pandemic by the World Health Organization on 11 March 2020. The operations and business results of the Fund could be materially adversely affected. As the COVID-19 pandemic is ongoing and the near term worldwide economic outlook remains uncertain, we cannot reasonably estimate the length or severity of this pandemic, or the extent to which the disruption may materially impact our financial statements.

As at the reporting date any impact on the balances as of 30 June 2020 due to the ongoing COVID-19 pandemic have been appropriately accounted for in accordance with the reporting framework.

Management does not believe there is any risk to the Fund’s ability to continue as a going concern for the foreseeable future from the reporting date linked to the COVID-19 pandemic.

We have evaluated all significant activities through to 30 October 2020, the date these financial statements were available to be issued and concluded that no additional subsequent events occurred that would require recognition in the financial statements or disclosure in the notes to the financial statements.

Royal Fidelity (Barbados) Investment Fund Limited – Equity Fund

Financial Statements

For the year ended 30 June 2020

INDEPENDENT AUDITOR'S REPORT

To the Shareholders of Royal Fidelity (Barbados) Investment Fund Limited – Equity Fund

Opinion

We have audited the financial statements of Royal Fidelity (Barbados) Investment Fund Limited – Equity Fund (the Fund), which comprise the statement of financial position as of 30 June 2020, and the statements of comprehensive income, changes in net assets attributable to holders of redeemable participating shares and cash flows for the year then ended, and notes to the financial statements, including a summary of significant accounting policies.

In our opinion, the accompanying financial statements present fairly, in all material respects, the financial position of the Fund as of 30 June 2020 and its financial performance and its cash flows for the year then ended in accordance with International Financial Reporting Standards.

Basis for Opinion

We conducted our audit in accordance with International Standards on Auditing (ISAs). Our responsibilities under those standards are further described in the *Auditor's Responsibilities for the Audit of the Financial Statements* section of our report. We are independent of the Fund in accordance with the International Ethics Standards Board for Accountants' (IESBA) International Code of Ethics for Professional Accountants (including International Independence Standards) ("IESBA Code"), and we have fulfilled our other ethical responsibilities in accordance with the IESBA Code. We believe that the audit evidence we have obtained is sufficient and appropriate to provide a basis for our opinion.

Responsibilities of Management and the Board of Directors for the Financial Statements

Management is responsible for the preparation and fair presentation of the financial statements in accordance with International Financial Reporting Standards, and for such internal control as management determines is necessary to enable the preparation of financial statements that are free from material misstatement, whether due to fraud or error.

In preparing the financial statements, management is responsible for assessing the Fund's ability to continue as a going concern, disclosing, as applicable, matters related to going concern and using the going concern basis of accounting unless management either intends to liquidate the Fund or to cease operations, or has no realistic alternative but to do so.

The Board of Directors is responsible for overseeing the Fund's financial reporting process.

Auditor's Responsibilities for the Audit of the Financial Statements

Our objectives are to obtain reasonable assurance about whether the financial statements as a whole are free from material misstatement, whether due to fraud or error, and to issue an auditors' report that includes our opinion. Reasonable assurance is a high level of assurance, but is not a guarantee that an audit conducted in accordance with ISAs will always detect a material misstatement when it exists. Misstatements can arise from fraud or error and are considered material if, individually or in the aggregate, they could reasonably be expected to influence the economic decisions of users taken on the basis of these financial statements.

INDEPENDENT AUDITOR'S REPORT (Continued)

To the Shareholders of Royal Fidelity (Barbados) Investment Fund Limited – Equity Fund

Auditor's Responsibilities for the Audit of the Financial Statements (Continued)

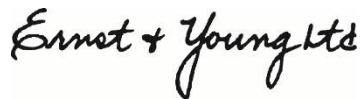
As part of an audit in accordance with ISAs, we exercise professional judgment and maintain professional skepticism throughout the audit. We also:

- Identify and assess the risks of material misstatement of the financial statements, whether due to fraud or error, design and perform audit procedures responsive to those risks, and obtain audit evidence that is sufficient and appropriate to provide a basis for our opinion. The risk of not detecting a material misstatement resulting from fraud is higher than for one resulting from error, as fraud may involve collusion, forgery, intentional omissions, misrepresentations, or the override of internal control.
- Obtain an understanding of internal control relevant to the audit in order to design audit procedures that are appropriate in the circumstances, but not for the purpose of expressing an opinion on the effectiveness of the Fund's internal control.
- Evaluate the appropriateness of accounting policies used and the reasonableness of accounting estimates and related disclosures made by management.
- Conclude on the appropriateness of management's use of the going concern basis of accounting and based on the audit evidence obtained, whether a material uncertainty exists related to events or conditions that may cast significant doubt on the Fund's ability to continue as a going concern. If we conclude that a material uncertainty exists, we are required to draw attention in our auditor's report to the related disclosures in the financial statements or, if such disclosures are inadequate, to modify our opinion. Our conclusions are based on the audit evidence obtained up to the date of our auditor's report. However, future events or conditions may cause the Fund to cease to continue as a going concern.
- Evaluate the overall presentation, structure and content of the financial statements, including the disclosures, and whether the financial statements represent the underlying transactions and events in a manner that achieves fair presentation.

We communicate with Management and the Board of Directors regarding, among other matters, the planned scope and timing of the audit and significant audit findings, including any significant deficiencies in internal control that we identify during our audit.

Other Matter

This report is made solely to the Fund's shareholders, as a body, in accordance with Section 32 of the Mutual Funds Act, 2002 of Barbados. Our audit work has been undertaken so that we might state to the Fund's shareholders those matters we are required to state to them in an auditor's report and for no other purpose. To the fullest extent permitted by law, we do not accept or assume responsibility to anyone other than the Fund and the Fund's shareholders as a body, for our audit work, for this report, or for the opinion we have formed.




Barbados
30 October 2020

Royal Fidelity (Barbados) Investment Fund Limited – Equity Fund
(Established under the laws of Barbados)


Statement of Financial Position
As of 30 June 2020
(Expressed in Barbados dollars)

	2020	2019
	\$	\$
ASSETS		
Cash at bank	149,681	74,127
Financial assets at fair value through profit or loss [Note 3]	<u>21,382,104</u>	<u>22,429,320</u>
Total assets	<u>21,531,785</u>	<u>22,503,447</u>
LIABILITIES		
Accrued expenses and other liabilities	<u>23,459</u>	<u>23,459</u>
Liabilities (excluding net assets attributable to holders of redeemable participating shares)	<u>23,459</u>	<u>23,459</u>
Net assets attributable to holders of redeemable participating shares [Note 4]	<u>21,508,326</u>	<u>22,479,988</u>

APPROVED BY THE BOARD OF DIRECTORS AND SIGNED ON ITS BEHALF BY:



Director



Director

30 October 2020

Date

Royal Fidelity (Barbados) Investment Fund Limited – Equity Fund

Statement of Comprehensive Income For the Year Ended 30 June 2020 (Expressed in Barbados dollars)

	2020 \$	2019 \$
INVESTMENT INCOME		
Net change in unrealised (depreciation)/appreciation of financial assets at fair value through profit or loss	(1,370,051)	1,773,075
Dividend	294,384	306,152
Net realized gain/ (loss) on financial assets at fair value through profit or loss	648,692	(65,910)
Currency conversion gain	6,045	-
Total investment (loss)/income	(420,930)	2,013,317
EXPENSES		
Currency conversion fees	-	45,164
Interest expense	111	896
Audit fees	23,222	44,550
Advertising	1,129	-
Other	9,724	23,221
Total expenses	34,186	113,831
(Loss) profit before tax	(455,116)	1,899,486
Withholding taxes	-	(9,613)
(Decrease) /increase in net assets attributable to holders of redeemable participating shares	(455,116)	1,889,873

The accompanying notes are an integral part of these financial statements.

Royal Fidelity (Barbados) Investment Fund Limited – Equity Fund

Statement of Changes in Net Assets Attributable to Holders of Redeemable Participating Shares For the Year Ended 30 June 2020 (Expressed in Barbados dollars)

	2020		2019	
	Number of Shares	\$	Number of Shares	\$
Balance as of the beginning of the year	16,061,953	22,479,988	17,236,223	22,153,510
Subscriptions	378,511	539,573	225,191	303,708
Redemptions	(740,486)	(1,056,119)	(1,399,461)	(1,867,103)
(Decrease) increase in net assets attributable to holders of redeemable participating shares	-	(455,116)	-	1,889,873
Balance as of the end of the year	<u>15,699,978</u>	<u>21,508,326</u>	<u>16,061,953</u>	<u>22,479,988</u>
Net asset value per share: \$1.37 (2019: \$1.40)				

The accompanying notes are an integral part of these financial statements.

Royal Fidelity (Barbados) Investment Fund Limited – Equity Fund

Statement of Cash Flows For the Year Ended 30 June 2020 (Expressed in Barbados dollars)

	2020 \$	2019 \$
CASH FLOWS FROM OPERATING ACTIVITIES		
Purchases of financial assets at fair value through profit or loss	(1,171,579)	(5,232,921)
Proceeds from sales of financial assets at fair value through profit or loss	1,497,436	3,023,376
Currency conversion gain	6,045	
Dividends received, net of withholding taxes	294,384	296,539
Interest paid	(111)	(896)
Payment of expenses	<u>(34,075)</u>	<u>(92,413)</u>
Net cash from (used in) operating activities	<u>592,100</u>	<u>(2,006,315)</u>
CASH FLOWS FROM FINANCING ACTIVITIES		
Proceeds from subscriptions of redeemable participating shares	539,573	303,708
Payments for redemptions of redeemable participating shares	<u>(1,056,119)</u>	<u>(1,867,103)</u>
Net cash used in financing activities	<u>(516,546)</u>	<u>(1,563,395)</u>
Net increase/ (decrease) in cash and cash equivalents	75,554	(3,569,710)
Cash and cash equivalents as of the beginning of the year	<u>74,127</u>	<u>3,643,837</u>
Cash and cash equivalents as of the end of the year	<u>149,681</u>	<u>74,127</u>
CASH AND CASH EQUIVALENTS		
Cash at bank	<u>149,681</u>	<u>74,127</u>

The accompanying notes are an integral part of these financial statements.

Royal Fidelity (Barbados) Investment Fund Limited – Equity Fund

Notes to the Financial Statements For the year ended 30 June 2020 (Expressed in Barbados dollars)

1. General Information

Royal Fidelity (Barbados) Investment Fund Limited – Equity Fund (the Fund) is an investment holding vehicle for Royal Fidelity (Barbados) Investment Fund Limited (the Umbrella Fund), which is incorporated under the Companies Act, 1982 of Barbados and is licensed as a mutual fund under the Mutual Funds Act, 2002.

The Fund's investment objective is to provide a high rate of return through income yield and long term capital appreciation, which it achieves by investing in a diversified portfolio of equity securities of entities domiciled principally in the Caribbean, including investment funds invested in such equity securities.

The registered office of the Umbrella Fund is located at Fidelity House, 27 Pine Road, St. Michael, Barbados. The Fund's activities are managed entirely by the Umbrella Fund's service providers [Note 5].

2. Summary of Significant Accounting Policies

The significant accounting policies applied in the preparation of the financial statements are set out below. These policies have been consistently applied to all years presented, unless otherwise stated.

(a) Basis of preparation

The financial statements are prepared in accordance with International Financial Reporting Standards as promulgated by the International Accounting Standards Board (IASB), and under the historical cost convention, except as disclosed in the accounting policies below.

The preparation of financial statements in conformity with IFRS requires the use of certain critical accounting estimates. It also requires management to exercise judgment in the process of applying the Fund's accounting policies. Estimates and judgments are continually evaluated and are based on historical experience and other factors, including expectations of future events that are believed to be reasonable under the circumstances. Actual results could differ from those estimates. The areas involving a higher degree of judgment or complexity, or areas where assumptions and estimates are significant to the financial statements, are disclosed in Note 2(e).

New standards, amendments and interpretations adopted by the Fund

Standards and amendments and interpretations to published standards that became effective for the Fund's financial year beginning on 1 July 2019 were either not relevant or not significant to the Fund's operations and accordingly did not have a material impact on the Fund's accounting policies or financial statements.

Royal Fidelity (Barbados) Investment Fund Limited – Equity Fund

Notes to the Financial Statements For the year ended 30 June 2020 (Expressed in Barbados dollars)

2. Summary of Significant Accounting Policies (Continued)

(a) Basis of preparation (continued)

Standards issued but not yet effective

The application of new standards and amendments and interpretations to existing standards that have been published but are not yet effective are not expected to have a material impact on the Fund's accounting policies or financial statements in the financial period of initial application.

(b) Investment entity

The Fund meets the definition of an investment entity defined in IFRS 10 *Consolidated Financial Statements* and IAS 28 *Investments in Associates and Joint Ventures* as it obtains funds from investors for the purposes of providing investment management services. Its business purpose, as set out in its offering documents, is to invest for returns from investment income and capital appreciation; and the performance of investments is measured and evaluated on a fair value basis. Further, the Fund effects multiple investments through its holdings in equity securities and investment funds.

IFRS 10 provides an exception to consolidation and equity method requirements for investment entities, with investment entities required to recognise investments in subsidiaries and associates at fair value through profit or loss. Accordingly, investments in subsidiaries and associates are recognised as financial assets at fair value through profit or loss and measured in accordance with the accounting policies disclosed in Note 2(e). These financial statements are the only financial statements presented by the Fund.

(c) Foreign currency translation

The financial statements are presented in Barbados dollars (BDS\$), which is the Fund's functional and presentation currency. The Fund's investment activities are conducted principally in BDS\$ and United States dollars (US\$).

Foreign currency transactions are translated into the functional currency using the exchange rates prevailing as of the dates of the transactions. Foreign exchange gains and losses resulting from the settlement of such transactions and from the translation at year-end exchange rates of monetary assets and liabilities denominated in foreign currencies are recognised in the statement of comprehensive income. Translation differences on financial assets measured at fair value through profit or loss are included as a part of the fair value gains and losses.

(d) Cash and cash equivalents

For the purposes of the statement of cash flows, cash and cash equivalents comprise demand deposits with banks, other short-term highly liquid financial assets with original contractual maturities of three (3) months or less and drawn-down margin credit facilities provided by banks.

Royal Fidelity (Barbados) Investment Fund Limited – Equity Fund

Notes to the Financial Statements For the year ended 30 June 2020 (Expressed in Barbados dollars)

2. Summary of Significant Accounting Policies (Continued)

(e) Financial assets at fair value through profit or loss

Classification and Measurement of Financial Assets

The Fund classifies its financial assets as financial assets at fair value through profit or loss (FVTPL). The classification and subsequent measurement of financial assets is determined based on the Fund's business model for managing the asset and the cash flow characteristics of the financial assets.

The business model assessment is that the Fund's financial assets are not held solely to collect the contractual cash flows from the financial assets or to collect both the contractual cash flows and cash flows arising from the sale of financial assets. As neither of these are applicable, because the financial assets are held for trading purposes, then the financial assets are classified as part of the 'other' IFRS 9 business model and measured at FVTPL consistent with the comparative period.

The business model represents the Fund's objectives in managing financial assets. Factors considered by the Fund in determining the business model for a group of financial assets include: past experience regarding the manner in which the cash flows for the financial assets were collected; the manner in which the performance of financial assets is evaluated and reported to key management personnel; and the approach to assessing and managing risks associated with the financial assets; and where applicable, the compensation structure for personnel involved in the processes surrounding the financial assets.

Initial recognition and measurement

The Fund measures financial assets at their fair value. Transaction costs of financial assets at fair value through profit or loss are expensed as incurred.

Reclassification

Financial assets are reclassified only when the business model for the relevant class of financial assets, as a whole, changes and such reclassification is prospective and is effective from the first financial period subsequent to the change in business model.

Derecognition

Financial assets are derecognized when the contractual rights to receive cash flows from the financial assets have expired or when the Fund has transferred substantially all risks and rewards of ownership. If the Fund has neither transferred nor retained substantially all the risks and rewards of ownership, an assessment is made whether the Fund has retained control of the financial assets.

Where the Fund has not retained control, financial assets are derecognised and any rights or obligations retained or created as part of the transaction are recognized as separate assets or liabilities. Alternatively, where the Fund has retained control, the Fund continues to recognize the financial assets to the extent of its continuing involvement in the financial assets.

Royal Fidelity (Barbados) Investment Fund Limited – Equity Fund

Notes to the Financial Statements For the year ended 30 June 2020 (Expressed in Barbados dollars)

2. Summary of Significant Accounting Policies (Continued)

(e) Financial assets at fair value through profit or loss (continued)

Gains or losses

Gains or losses arising from sales of financial assets are recognized in the statement of comprehensive income as a part of net income in the financial period in which they arise.

(f) Redeemable participating shares

The Fund issues redeemable participating shares, which are redeemable at the holder's option and are classified as financial liabilities. Redeemable participating shares can be put back to the Fund at any time for cash equal to a proportionate share of the Fund's net asset value. The redeemable participating shares are carried at the redemption amount that would be payable as of the date of the statement of financial position if the holders were to exercise the right to put the shares back to the Fund.

Redeemable participating shares are issued and redeemed at the holder's option at prices based on the Fund's net asset value per share at the time of issue or redemption. The Fund's net asset value per share is calculated by dividing the net assets attributable to holders of redeemable participating shares with the total number of outstanding redeemable participating shares.

(g) Income and expense recognition

Interest income and expense are recognised in the statement of comprehensive income using the effective interest method. The effective interest method is a method of calculating the amortised cost of a financial asset or a financial liability and of allocating the interest income or interest expense over the relevant period. The effective interest rate is the rate that exactly discounts estimated future cash receipts or payments throughout the expected life of the financial instrument or, when appropriate, a shorter period to the net carrying amount of the financial asset or financial liability. When calculating the effective interest rate, the Fund estimates cash flows considering all contractual terms of the financial instrument but does not consider future credit losses. The calculation includes all fees and commissions paid or received between parties to the contract that are an integral part of the effective interest rate, transaction costs and all other premiums or discounts.

Dividend income is recognised when the right to receive payment has been established.

Other income and expenses are recognised on the accrual basis.

(h) Taxation

The Fund is licensed as an authorised mutual fund under the Mutual Funds Act, 2002 and is therefore not subject to corporate taxes on income derived from its investing activities, as all income is designated to be income of the redeemable participating shareholders. The Fund incurs withholding taxes imposed by certain countries on investment income and capital gains for investments domiciled in those countries. Such income and gains are recorded gross of withholding taxes in the statement of comprehensive income, and withholding taxes are shown as a separate line item.

Royal Fidelity (Barbados) Investment Fund Limited – Equity Fund

Notes to the Financial Statements For the year ended 30 June 2020 (Expressed in Barbados dollars)

2. Summary of Significant Accounting Policies (Continued)

(i) Corresponding figures

Where necessary, corresponding figures are adjusted to conform with changes in presentation in the current period.

3. Financial Assets at Fair Value Through Profit or Loss

The Fund ranks its financial assets based on the hierarchy of valuation techniques required by IFRS, which is determined based on whether the inputs to those valuation techniques are observable or unobservable. Observable inputs reflect market data obtained from independent sources; unobservable inputs reflect the Fund's market assumptions. These two (2) types of inputs lead to the following fair value hierarchy:

Level 1 – Quoted prices (unadjusted) in active markets for identical assets or liabilities.

Level 2 – Inputs other than quoted prices included within Level 1 that are observable for the asset or liability, either directly (that is, as prices) or indirectly (that is, derived from prices).

Level 3 – Inputs for the asset or liability that are not based on observable market data (unobservable inputs).

This hierarchy requires the use of observable market data when available. The Fund considers relevant and observable market prices in its valuations where possible.

The level in the fair value hierarchy within which the fair value measurement is categorised in its entirety is determined on the basis of the lowest level input that is significant to the fair value measurement in its entirety. For this purpose, the significance of an input is assessed against the fair value measurement in its entirety. If a fair value measurement uses observable inputs that require significant adjustment based on unobservable inputs, that measurement is a Level 3 measurement. Assessing the significance of a particular input to the fair value measurement in its entirety requires judgment, considering factors specific to the asset.

The determination of what constitutes 'observable' requires significant judgment by the Fund. The Fund considers observable data to be that market data that is readily available, regularly distributed or updated, reliable and verifiable, not proprietary, and provided by independent sources that are actively involved in the relevant market.

The fair value of financial instruments traded in active markets is based on quoted market prices at the date of the statement of financial position. A market is regarded as active if quoted prices are readily and regularly available from the exchange, dealer, broker, industry group, pricing service or regulatory agency, and those prices represent actual and regularly occurring market transactions on an arm's length basis. These instruments are included in Level 1.

Financial instruments that trade in markets that are not considered to be active but are valued based on quoted market prices, dealer quotations or alternative pricing sources supported by observable inputs are classified within Level 2.

Financial instruments classified within Level 3 have significant unobservable inputs, as they trade infrequently. Level 3 instruments include unlisted securities that have significant unobservable components, including investment funds.

Royal Fidelity (Barbados) Investment Fund Limited – Equity Fund

Notes to the Financial Statements For the year ended 30 June 2020 (Expressed in Barbados dollars)

3. Financial Assets at Fair Value Through Profit or Loss (Continued)

The table below discloses all securities by class, which are in excess of 5.00% of either net assets available for benefits or the total class of the respective securities.

	2020 \$	2019 \$
Equity Securities		
<i>Level 1</i>		
Cave Shepherd & Company Limited	658,500	702,000
First Caribbean International Bank	1,197,119	1,521,672
Goddard Enterprises Ltd.	1,516,135	2,001,457
Insurance Corporation of Barbados Ltd.	459,482	536,556
Sagicor Financial Corporation Ltd.	598,628	890,587
West India Biscuit Company Ltd.	580,878	459,081
Massy Holdings Ltd.	1,529,500	1,482,694
National Commercial Bank of Jamaica Ltd.	815,052	1,018,933
Other securities	343,595	344,065
	<u>7,698,889</u>	<u>8,957,045</u>
Total Equity Securities		
Investment Funds		
<i>Level 3</i>		
Royal Fidelity International Investment Fund Limited – Hedge Strategies Sub Fund	1,239,397	1,272,841
Royal Fidelity International Investment Fund Limited – International Opportunities Sub Fund	12,443,818	12,199,434
	<u>13,683,215</u>	<u>13,472,275</u>
Total Investment Funds		
	<u>21,382,104</u>	<u>22,429,320</u>

As of 30 June 2020, the cost of financial assets at fair value through profit or loss is \$18,185,036 (2019: \$17,862,201), of which \$12,077,762 (2019: \$12,077,762) represents Level 3 securities.

Movements in Level 3 securities comprise:

	2020 \$	2019 \$
Balance as of the beginning of the year	13,472,275	9,336,193
Purchases	-	3,822,245
Net change in unrealised appreciation/depreciation	210,940	313,837
	<u>13,683,215</u>	<u>13,472,275</u>
Balance as of the end of the year		
	<u>13,683,215</u>	<u>13,472,275</u>

Investment funds comprise the investments in redeemable participating shares of related party funds [Note 5].

Royal Fidelity (Barbados) Investment Fund Limited – Equity Fund

Notes to the Financial Statements For the year ended 30 June 2020 (Expressed in Barbados dollars)

4. Share Capital

The authorised share capital of the Fund is unlimited, and currently comprises non-voting redeemable participating shares (redeemable participating shares). Redeemable participating shares fully participate in the profits and losses of the Fund.

The redeemable participating shares were initially issued at \$1.00 per share. Thereafter, redeemable participating shares are issued on the first business day of each calendar month (dealing date) at the net asset value (NAV) per share as of the close of the last business day of the calendar month that precedes the dealing date (valuation date). Redeemable participating shares may be redeemed at the holder's option, upon giving fifteen (15) days prior written notice, at the NAV per share as of the valuation date.

As of 30 June 2020 and 2019, all of the redeemable participating shares are owned by Strategic Growth Fund and Select Balanced Fund (the sub funds), which are sub funds of the Umbrella Fund.

5. Related Party Balances and Transactions

The Fund does not have employees and its activities are directed and managed by the service providers of the Umbrella Fund, all of which are related parties. Related parties include those entities and individuals that have the ability to control or exercise significant influence over the Fund in making financial or operational decisions, and entities that are controlled, jointly controlled or significantly influenced by them.

(a) Investment management

Pursuant to an agreement with the Umbrella Fund dated 24 November 2008, Royal Fidelity Merchant Bank & Trust (Barbados) Limited (the Investment Manager), a bank incorporated and licensed in Barbados, serves as the Fund's investment manager. The Investment Manager is responsible for the implementation of the Fund's investment strategy and has sole responsibility for the investing and reinvesting of the Fund's assets.

The fees charged by the Investment Manager for services rendered to the Fund are borne directly by the sub funds.

(b) Administration

Pursuant to an agreement with the Umbrella Fund dated 24 November 2008, Royal Fidelity Capital Markets (Barbados) Limited (the Administrator), a company incorporated and licensed in Barbados, serves as the Fund's administrator. The Administrator is entitled to an administration fee, which is paid from the management fee.

(c) Custody

Pursuant to an agreement with the Umbrella Fund dated 24 November 2008, Royal Bank of Canada Financial Corporation (the Custodian), a bank incorporated and licensed in Barbados and an affiliate of the Investment Manager, serves as the Fund's primary custodian and escrow agent. The Custodian is entitled to a custodian fee, which is paid from the management fee.

(d) Directors and officers

Certain directors of the Fund are also directors or officers of the Investment Manager (and its subsidiaries) and the Custodian.

Royal Fidelity (Barbados) Investment Fund Limited – Equity Fund

Notes to the Financial Statements For the year ended 30 June 2020 (Expressed in Barbados dollars)

5. Related Party Balances and Transactions (Continued)

(e) Cash at bank and margin credit facility

The Fund has demand deposit accounts with the Investment Manager, which do not earn interest. As of 30 June 2020, the balances totalled \$149,681 (2019: \$74,127).

The Fund has a line of credit with the Investment Manager up to 50.00% of the fair value of its financial assets, which incurs interest at a rate of 6.00% per annum. The Fund has pledged its financial assets in support of this margin credit facility. Interest expense as of 30 June 2020 totalled \$111 (2019: \$896).

(f) Financial assets at fair value through profit or loss

As of 30 June 2020, the Fund has investments in securities of related parties classified as financial assets at fair value through profit or loss, which comprise:

	2020	2019
	\$	\$
Royal Fidelity International Investment Fund Limited – Hedge Strategies Sub Fund	1,239,397	1,272,841
Royal Fidelity International Investment Fund Limited – International Opportunities Sub Fund	<u>12,443,818</u>	<u>12,199,434</u>
	<u>13,683,215</u>	<u>13,472,275</u>

6. Financial Risk Management

The Fund engages in transactions that expose it to market risk (which includes price, currency and interest rate risks), credit risk and liquidity risk in the normal course of operations. The Fund's financial performance is affected by its ability to understand and effectively manage these risks.

The Fund's Investment Manager is responsible for identifying and managing risks. The Directors monitor the Investment Manager and are ultimately responsible for the overall financial risk management of the Fund.

Monitoring and controlling risks is performed through the establishment of limits by the Directors, which reflect the business strategy, including the level of risk that the Fund is willing to accept and the market environment in which the Fund operates. In addition, the Fund monitors and measures the overall level of risk in relation to the aggregate risk exposure across all risk types and activities.

Royal Fidelity (Barbados) Investment Fund Limited – Equity Fund

Notes to the Financial Statements For the year ended 30 June 2020 (Expressed in Barbados dollars)

6. Financial Risk Management (Continued)

(a) Market risk

Concentration of risks

Concentration of risk indicates the relative sensitivity of the Fund's performance to developments affecting a particular industry or geographical location, and arises: when a significant proportion of financial instruments or contracts are entered into with the same counterparty; or where a significant proportion of counterparties are engaged in similar business activities, or activities in the same geographical region, or that have similar economic features that would cause their ability to meet contractual obligations to be similarly affected by changes in economic, political or other conditions. Concentration of currency risk arises when the Fund has a significant net open position in a single foreign currency, or aggregate net open positions in several currencies that are historically positively correlated. Concentration of liquidity risk arises from the repayment terms of financial liabilities, sources of borrowing facilities or reliance on a particular market in which to realise liquid assets.

To mitigate excessive concentration of risk, the Fund's policies and procedures include specific guidelines to maintain appropriate diversification

Price risk

Price risk is the risk that the fair values and/or amounts realised on sales of financial instruments may fluctuate significantly as a result of changes in market prices. Price risk arises from the Fund's investments in equity securities and investment funds, and is managed through diversification of the portfolio, with asset allocation guidelines recommended by the Investment Manager and approved by the Directors.

The effect on the fair value of financial assets at fair value through profit or loss due to changes in market prices of 5.00% (2019: 5.00%), with all other variables held constant, is as follows:

	2020	2019
	\$	\$
Equity securities	384,944	447,852
Investment funds	<u>684,161</u>	<u>673,614</u>
	<u>1,069,105</u>	<u>1,212,466</u>

The Fund has significant geographical concentration risk, with approximately 36.01% (2019: 28.44%) of the financial assets at fair value through profit or loss representing issuers of securities domiciled in Barbados, and 63.99% (2019: 60.06%) representing issuers of securities domiciled in the Commonwealth of The Bahamas. All other financial assets at fair value through profit or loss represent issuers of securities domiciled in other Caribbean countries.

Currency risk

Currency risk is the risk that the fair values and/or amounts realised on sales of financial instruments or the settlement of financial liabilities may fluctuate due to change in foreign exchange rates. The Fund is directly exposed to currency risk through its investments in financial assets at fair value through profit or loss denominated in foreign currencies, predominantly the US\$. However, this risk is mitigated because the BDS\$:US\$ exchange rate is fixed at 2:1. The remaining currencies are not hedged but are not considered to be significant exposures.

Royal Fidelity (Barbados) Investment Fund Limited – Equity Fund

Notes to the Financial Statements For the year ended 30 June 2020 (Expressed in Barbados dollars)

6. Financial Risk Management (Continued)

(a) Market risk (continued)

Currency risk (continued)

(Expressed in Barbados dollars)	BDS\$ \$	TT\$ \$	CA\$ \$	US\$ \$	Total \$
As of 30 June 2020					
Cash at bank	53,835	95,846	-	-	149,681
Financial assets at fair value through profit or loss	<u>4,694,394</u>	<u>2,405,866</u>	<u>598,629</u>	<u>13,683,215</u>	<u>21,382,104</u>
	<u>4,748,229</u>	<u>2,501,712</u>	<u>598,629</u>	<u>13,683,215</u>	<u>21,531,785</u>
As of 30 June 2019					
Cash at bank	7,029	67,098	-	-	74,127
Financial assets at fair value through profit or loss	<u>6,380,633</u>	<u>2,576,412</u>	<u>-</u>	<u>13,472,275</u>	<u>22,429,320</u>
	<u>6,387,662</u>	<u>2,643,510</u>	<u>-</u>	<u>13,472,275</u>	<u>22,503,447</u>

Interest rate risk

Fair value and cash flow interest rate risks are the risks that the fair values or future cash flows of financial instruments will fluctuate because of changes in market interest rates. The Fund takes on exposure to the effects of fluctuations in the prevailing levels of market interest rates on its fair value risk through its cash at bank that earns interest at fixed rates. The Fund has elected not to hedge its exposure to fair value interest rate risk, and considers it to be minimal, as it maintains cash solely for liquidity purposes.

(b) Credit risk

Credit risk is the risk that a counterparty will be unable or unwilling to meet a commitment that is entered into with the Fund. The Fund's investment strategy exposes it to credit risk. All transactions in listed securities are settled/paid for upon delivery using approved brokers. The risk of default is considered minimal, as delivery of securities sold is only made once the broker has received payment. Payment is made on a purchase once the securities have been received by the broker. The trade will fail if either party fails to meet its obligation.

Further, cash balances and securities held in custody are placed with financial institutions in good standing with the relevant regulators.

Royal Fidelity (Barbados) Investment Fund Limited – Equity Fund

Notes to the Financial Statements For the year ended 30 June 2020 (Expressed in Barbados dollars)

6. Financial Risk Management (Continued)

(c) Liquidity risk

Liquidity risk is the risk that the Fund is unable to meet its payment obligations associated with its financial liabilities when they come due. The Fund is exposed to monthly redemptions of redeemable participating shares, however its financial assets are generally longer term. The Fund has the ability to liquidate/redeem its positions on a daily basis for exchange traded securities, subject to concentration risk, and on a monthly basis for non-exchange traded investment funds to meet payment obligations, as financial assets are principally considered to be marketable and can be sold/redeemed in response to liquidity needs. Further, the Fund has the ability to borrow in the short term using its financial assets as collateral.

All financial liabilities are due on demand, however amounts owing to redeemable participating shareholders are not expected to be demanded in the short term as shareholders typically retain such shares for the medium to long term. All financial assets are current, and either due on demand or within one (1) month.

7. Fair Value of Financial Instruments

Financial instruments utilised by the Fund comprise the recorded financial assets and liabilities disclosed in the financial statements. The Fund's financial instruments are principally short term in nature, have interest rates that reset to market rates, or are carried at fair value; accordingly, their fair values approximate their carrying values.

8. Capital Management

The capital of the Fund is represented by the net assets attributable to the holders of redeemable participating shares. The amount of net assets attributable to these shareholders can change significantly on a monthly basis, as the Fund is subject to monthly subscriptions and redemptions at the discretion of the shareholders. The Fund's objective when managing capital is to safeguard the Fund's ability to continue as a going concern in order to provide returns for shareholders and to maintain a strong capital base to support the development of the investment activities of the Fund.

In order to maintain or adjust the capital structure, the Fund:

- monitors the level of monthly subscriptions and redemptions relative to financial assets it expects to be able to liquidate within one (1) month.
- issues new shares and redeems existing shares in accordance with the constitutional documents of the Fund, which include the ability to restrict redemptions and require certain minimum holdings and subscriptions.

The Directors and the Investment Manager monitor capital of the Fund on the basis of the value of net assets attributable to redeemable participating shareholders.

Royal Fidelity (Barbados) Investment Fund Limited – Equity Fund

Notes to the Financial Statements For the year ended 30 June 2020 (Expressed in Barbados dollars)

9. COVID-19

In December 2019, a novel strain of coronavirus, (“COVID-19”), surfaced in Wuhan, China. This virus continues to spread around the world, resulting in business and social disruption. COVID-19 was declared a global pandemic by the World Health Organization on 11 March 2020. The operations and business results of the company could be materially adversely affected. As the COVID-19 pandemic is ongoing and the near term worldwide economic outlook remains uncertain, we cannot reasonably estimate the length or severity of this pandemic, or the extent to which the disruption may materially impact our financial statements.

As at the reporting date any impact on the balances as of 30 June 2020 due to the ongoing COVID-19 pandemic have been appropriately accounted for in accordance with the reporting framework.

Management does not believe there is any risk to the Fund’s ability to continue as a going concern for the foreseeable future from the reporting date linked to the COVID-19 pandemic.

We have evaluated all significant activities through to 30 October 2020, the date these financial statements were available to be issued and concluded that no additional subsequent events occurred that would require recognition in the financial statements or disclosure in the notes to the financial statements.

**Royal Fidelity (Barbados) Investment Fund Limited – Fixed
Income Fund**

Financial Statements

For the year ended 30 June 2020



Ernst & Young Ltd
P.O. Box 261
Bridgetown, BB11000
Barbados, W.I.

Tel: 246 430 3900
Fax: 246 426 9551
246 430 3879
246 430 1352
www.ey.com

Street Address
One Welches
Welches
St. Thomas, BB22025
Barbados, W.I.

INDEPENDENT AUDITOR'S REPORT

To the Shareholders of Royal Fidelity (Barbados) Investment Fund Limited – Fixed Income Fund

Opinion

We have audited the financial statements of Royal Fidelity (Barbados) Investment Fund Limited – Fixed Income Fund (the Fund), which comprise the statement of financial position as of 30 June 2020, and the statements of comprehensive income, changes in net assets attributable to holders of redeemable participating shares and cash flows for the year then ended, and notes to the financial statements, including a summary of significant accounting policies.

In our opinion, the accompanying financial statements present fairly, in all material respects, the financial position of the Fund as of 30 June 2020 and its financial performance and its cash flows for the year then ended in accordance with International Financial Reporting Standards.

Basis for Opinion

We conducted our audit in accordance with International Standards on Auditing (ISAs). Our responsibilities under those standards are further described in the *Auditor's Responsibilities for the Audit of the Financial Statements* section of our report. We are independent of the Fund in accordance with the International Ethics Standards Board of Accountants' (IESBA) International Code of Ethics for Professional Accountants (including International Independence Standards) ("IESBA Code"), and we have fulfilled our other ethical responsibilities in accordance with the IESBA Code. We believe that the audit evidence we have obtained is sufficient and appropriate to provide a basis for our opinion.

Responsibilities of Management and the Board of Directors for the Financial Statements

Management is responsible for the preparation and fair presentation of the financial statements in accordance with International Financial Reporting Standards, and for such internal control as management determines is necessary to enable the preparation of financial statements that are free from material misstatement, whether due to fraud or error.

In preparing the financial statements, management is responsible for assessing the Fund's ability to continue as a going concern, disclosing, as applicable, matters related to going concern and using the going concern basis of accounting unless management either intends to liquidate the Fund or to cease operations, or has no realistic alternative but to do so.

The Board of Directors is responsible for overseeing the Fund's financial reporting process.

Auditor's Responsibilities for the Audit of the Financial Statements

Our objectives are to obtain reasonable assurance about whether the financial statements as a whole are free from material misstatement, whether due to fraud or error, and to issue an auditors' report that includes our opinion. Reasonable assurance is a high level of assurance, but is not a guarantee that an audit conducted in accordance with ISAs will always detect a material misstatement when it exists. Misstatements can arise from fraud or error and are considered material if, individually or in the aggregate, they could reasonably be expected to influence the economic decisions of users taken on the basis of these financial statements.

INDEPENDENT AUDITOR'S REPORT (Continued)

To the Shareholders of Royal Fidelity (Barbados) Investment Fund Limited – Fixed Income Fund

Auditor's Responsibilities for the Audit of the Financial Statements (Continued)

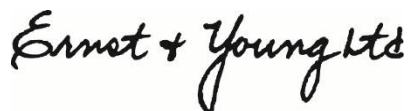
As part of an audit in accordance with ISAs, we exercise professional judgment and maintain professional skepticism throughout the audit. We also:

- Identify and assess the risks of material misstatement of the financial statements, whether due to fraud or error, design and perform audit procedures responsive to those risks, and obtain audit evidence that is sufficient and appropriate to provide a basis for our opinion. The risk of not detecting a material misstatement resulting from fraud is higher than for one resulting from error, as fraud may involve collusion, forgery, intentional omissions, misrepresentations, or the override of internal control.
- Obtain an understanding of internal control relevant to the audit in order to design audit procedures that are appropriate in the circumstances, but not for the purpose of expressing an opinion on the effectiveness of the Fund's internal control.
- Evaluate the appropriateness of accounting policies used and the reasonableness of accounting estimates and related disclosures made by management.
- Conclude on the appropriateness of management's use of the going concern basis of accounting and based on the audit evidence obtained, whether a material uncertainty exists related to events or conditions that may cast significant doubt on the Fund's ability to continue as a going concern. If we conclude that a material uncertainty exists, we are required to draw attention in our auditor's report to the related disclosures in the financial statements or, if such disclosures are inadequate, to modify our opinion. Our conclusions are based on the audit evidence obtained up to the date of our auditor's report. However, future events or conditions may cause the Fund to cease to continue as a going concern.
- Evaluate the overall presentation, structure and content of the financial statements, including the disclosures, and whether the financial statements represent the underlying transactions and events in a manner that achieves fair presentation.

We communicate with Management and the Board of Directors regarding, among other matters, the planned scope and timing of the audit and significant audit findings, including any significant deficiencies in internal control that we identify during our audit.

Other Matter

This report is made solely to the Fund's shareholders, as a body, in accordance with Section 32 of the Mutual Funds Act, 2002 of Barbados. Our audit work has been undertaken so that we might state to the Fund's shareholders those matters we are required to state to them in an auditor's report and for no other purpose. To the fullest extent permitted by law, we do not accept or assume responsibility to anyone other than the Fund and the Fund's shareholders as a body, for our audit work, for this report, or for the opinion we have formed.



Barbados
30 October 2020

Royal Fidelity (Barbados) Investment Fund Limited – Fixed Income Fund
(Established under the laws of Barbados)


Statement of Financial Position
As of 30 June 2020
(Expressed in Barbados dollars)

	2020	2019
	\$	\$
ASSETS		
Cash at bank	1,053,731	-
Financial assets at fair value through profit or loss [Note 3]	41,277,928	42,593,605
Dividends receivable	-	33,000
Withholding taxes receivable	178,888	212,757
	<u>42,510,547</u>	<u>42,839,362</u>
LIABILITIES		
Margin credit facility [Note 5(e)]	-	1,087,749
Accrued expenses and other liabilities	23,500	23,500
	<u>23,500</u>	<u>1,111,249</u>
Liabilities (excluding net assets attributable to holders of redeemable participating shares)	<u>23,500</u>	<u>1,111,249</u>
Net assets attributable to holders of redeemable participating shares [Note 4]	<u><u>42,487,047</u></u>	<u><u>41,728,113</u></u>

APPROVED BY THE BOARD OF DIRECTORS AND SIGNED ON ITS BEHALF BY:



 Director



 Director

30 October 2020

 Date

Royal Fidelity (Barbados) Investment Fund Limited – Fixed Income Fund

Statement of Comprehensive Income For the Year Ended 30 June 2020 (Expressed in Barbados dollars)

	2020 \$	2019 \$
INVESTMENT INCOME		
Interest	1,396,294	1,629,342
Dividend [Note 5]	36,794	63,172
Net realised (loss)/gain on financial assets at fair value through profit or loss[Note 3]	(1,108,462)	3,649
Net change in unrealised appreciation/(depreciation) of financial assets at fair value through profit or loss	<u>1,214,017</u>	<u>(311,286)</u>
Total investment income	<u>1,538,643</u>	<u>1,384,877</u>
EXPENSES		
Interest	7,159	74,394
Audit fees	23,222	43,958
Other	<u>11,868</u>	<u>6,894</u>
Total expenses	<u>42,249</u>	<u>125,246</u>
Increase in net assets attributable to holders of redeemable participating shares	<u><u>1,496,394</u></u>	<u><u>1,259,631</u></u>

The accompanying notes are an integral part of these financial statements.

Royal Fidelity (Barbados) Investment Fund Limited – Fixed Income Fund

Statement of Changes in Net Assets Attributable to Holders of Redeemable Participating Shares For the Year Ended 30 June 2020 (Expressed in Barbados dollars)

	2020		2019	
	Number of Shares	\$	Number of Shares	\$
Balance as of the beginning of the year	36,201,077	41,728,113	38,984,557	43,589,776
Subscriptions	996,389	1,208,102	414,668	480,451
Redemptions	(1,617,976)	(1,945,562)	(3,198,148)	(3,601,745)
Increase in net assets attributable to holders of redeemable participating shares	-	1,496,394	-	1,259,631
Balance as of the end of the year	<u>35,579,490</u>	<u>42,487,047</u>	<u>36,201,077</u>	<u>41,728,113</u>
Net asset value per share: \$1.19 (2019: \$1.15)				

The accompanying notes are an integral part of these financial statements.

Royal Fidelity (Barbados) Investment Fund Limited – Fixed Income Fund

Statement of Cash Flows For the Year Ended 30 June 2020 (Expressed in Barbados dollars)

	2020 \$	2019 \$
CASH FLOWS FROM OPERATING ACTIVITIES		
Purchases of financial assets at fair value through profit or loss	(3,573,907)	(9,190,897)
Proceeds from sales of financial assets at fair value through profit or loss	4,921,946	9,646,440
Net increase/(decrease) in withholding taxes receivable	33,869	(8,638)
Interest received	1,469,487	1,726,910
Dividends received	69,794	61,172
Interest paid	(7,159)	(74,394)
Payment of expenses	(35,090)	(30,351)
Net cash from operating activities	<u>2,878,940</u>	<u>2,130,242</u>
CASH FLOWS FROM FINANCING ACTIVITIES		
Proceeds from subscriptions of redeemable participating shares	1,208,102	480,451
Payments for redemptions of redeemable participating shares	(1,945,562)	(3,601,745)
Net cash used in financing activities	<u>(737,460)</u>	<u>(3,121,294)</u>
Net increase/(decrease) in cash and cash equivalents	2,141,480	(991,052)
Cash and cash equivalents as of the beginning of the year	<u>(1,087,749)</u>	<u>(96,697)</u>
Cash and cash equivalents as of the end of the year	<u><u>1,053,731</u></u>	<u><u>(1,087,749)</u></u>
CASH AND CASH EQUIVALENTS		
Cash at bank	1,053,731	-
Margin credit facility	<u>-</u>	<u>(1,087,749)</u>
	<u><u>1,053,731</u></u>	<u><u>(1,087,749)</u></u>

The accompanying notes are an integral part of these financial statements.

Royal Fidelity (Barbados) Investment Fund Limited – Fixed Income Fund

Notes to the Financial Statements For the year ended 30 June 2020 (Expressed in Barbados dollars)

1. General Information

Royal Fidelity (Barbados) Investment Fund Limited – Fixed Income Fund (the Fund) is an investment holding vehicle for Royal Fidelity (Barbados) Investment Fund Limited (the Umbrella Fund), which is incorporated under the Companies Act, 1982 of Barbados and is licensed as a mutual fund under the Mutual Funds Act, 2002.

The Fund's investment objective is to provide long term, above average income and capital stability with a moderate level of investment risk, which it achieves by investing in a diversified portfolio of fixed income securities of entities domiciled principally in the Caribbean, including investment funds invested in such fixed income securities.

The registered office of the Umbrella Fund is located at Fidelity House, 27 Pine Road, St. Michael, Barbados. The Fund's activities are managed entirely by the Umbrella Fund's service providers [Note 5].

Sub funds exist under the Umbrella Fund, and individual financial statements are prepared for each sub fund that can be obtained from the registered office of the Umbrella Fund.

2. Summary of Significant Accounting Policies

The significant accounting policies applied in the preparation of the financial statements are set out below. These policies have been consistently applied to all years presented, unless otherwise stated.

(a) Basis of preparation

The financial statements are prepared in accordance with International Financial Reporting Standards as promulgated by the International Accounting Standards Board (IASB)), and under the historical cost convention, except as disclosed in the accounting policies below.

The preparation of financial statements in conformity with IFRS requires the use of certain critical accounting estimates. It also requires management to exercise judgment in the process of applying the Fund's accounting policies. Estimates and judgments are continually evaluated and are based on historical experience and other factors, including expectations of future events that are believed to be reasonable under the circumstances. Actual results could differ from those estimates. The areas involving a higher degree of judgment or complexity, or areas where assumptions and estimates are significant to the financial statements, are disclosed in Note 2(e).

New standards, amendments and interpretations adopted by the Fund

Standards and amendments and interpretations to published standards that became effective for the Fund's financial year beginning on 1 July 2019 were either not relevant or not significant to the Fund's operations and accordingly did not have a material impact on the Fund's accounting policies or financial statements.

Royal Fidelity (Barbados) Investment Fund Limited – Fixed Income Fund

Notes to the Financial Statements For the year ended 30 June 2020 (Expressed in Barbados dollars)

2. Summary of Significant Accounting Policies (Continued)

(a) Basis of preparation (continued)

Standards issued but not yet effective

The application of new standards and amendments and interpretations to existing standards that have been published but are not yet effective are not expected to have a material impact on the Fund's accounting policies or financial statements in the financial period of initial application.

(b) Investment entity

The Fund meets the definition of an investment entity defined in IFRS 10 *Consolidated Financial Statements* and IAS 28 *Investments in Associates and Joint Ventures*, which provide an exception to consolidation and equity method requirements for investment entities, with investment entities required to recognise investments in subsidiaries and associates at fair value through profit or loss.

Management has determined that the Fund meets the characteristics of an investment entity, as: it obtains funds from investors for the purposes of providing investment management services; its business purpose, as set out in its offering documents, is to invest for returns from investment income and capital appreciation; and the performance of investments is measured and evaluated on a fair value basis. Further, the Fund effects multiple investments through its holdings in fixed income securities and investment funds.

Accordingly, investments in subsidiaries and associates are recognised as financial assets at fair value through profit or loss and measured in accordance with the accounting policies disclosed in Note 2(e). These financial statements are the only financial statements presented by the Fund.

(c) Foreign currency translation

The financial statements are presented in Barbados dollars (BB\$), which is the Fund's functional and presentation currency. The Fund's investment activities are conducted principally in BB\$ and United States dollars (US\$).

Foreign currency transactions are translated into the functional currency using the exchange rates prevailing as of the dates of the transactions. Foreign exchange gains and losses resulting from the settlement of such transactions and from the translation at year-end exchange rates of monetary assets and liabilities denominated in foreign currencies are recognised in the statement of comprehensive income. Translation differences on financial assets measured at fair value through profit or loss are included as a part of the fair value gains and losses.

(d) Cash and cash equivalents

For the purposes of the statement of cash flows, cash and cash equivalents comprise demand deposits with banks, other short-term highly liquid financial assets with original contractual maturities of three (3) months or less and drawn-down margin credit facilities provided by banks.

Royal Fidelity (Barbados) Investment Fund Limited – Fixed Income Fund

Notes to the Financial Statements For the year ended 30 June 2020 (Expressed in Barbados dollars)

2. Summary of Significant Accounting Policies (Continued)

(e) Financial assets at fair value through profit or loss

Classification and Measurement of Financial Assets

The Fund classifies its financial assets as financial assets at fair value through profit or loss (FVTPL). The classification and subsequent measurement of financial assets is determined based on the Fund's business model for managing the asset and the cash flow characteristics of the financial assets.

The business model assessment is that the Fund's financial assets are not held solely to collect the contractual cash flows from the financial assets or to collect both the contractual cash flows and cash flows arising from the sale of financial assets. As neither of these are applicable, because the financial assets are held for trading purposes, then the financial assets are classified as part of the 'other' IFRS 9 business model and measured at FVTPL.

The business model represents the Fund's objectives in managing financial assets. Factors considered by the Fund in determining the business model for a group of financial assets include: past experience regarding the manner in which the cash flows for the financial assets were collected; the manner in which the performance of financial assets is evaluated and reported to key management personnel; and the approach to assessing and managing risks associated with the financial assets; and where applicable, the compensation structure for personnel involved in the processes surrounding the financial assets.

Initial recognition and measurement

The Fund measures financial assets at their fair value, Transaction costs of financial assets at fair value through profit or loss are expensed as incurred.

Reclassification

Financial assets are reclassified only when the business model for the relevant class of financial assets, as a whole, changes and such reclassification is prospective and is effective from the first financial period subsequent to the change in business model.

Derecognition

Financial assets are derecognized when the contractual rights to receive cash flows from the financial assets have expired or when the Fund has transferred substantially all risks and rewards of ownership. If the Fund has neither transferred nor retained substantially all the risks and rewards of ownership, an assessment is made whether the Fund has retained control of the financial assets.

Where the Fund has not retained control, financial assets are derecognized and any rights or obligations retained or created as part of the transaction are recognized as separate assets or liabilities. Alternatively, where the Fund has retained control, the Fund continues to recognize the financial assets to the extent of its continuing involvement in the financial assets.

Royal Fidelity (Barbados) Investment Fund Limited – Fixed Income Fund

Notes to the Financial Statements For the year ended 30 June 2020 (Expressed in Barbados dollars)

2. Summary of Significant Accounting Policies (Continued)

(e) Financial assets at fair value through profit or loss (continued)

Gains or losses

Gains or losses arising from sales of financial assets are recognized in the statement of comprehensive income as a part of net income in the financial period in which they arise.

(f) Redeemable participating shares

The Fund issues redeemable participating shares, which are redeemable at the holder's option and are classified as financial liabilities. Redeemable participating shares can be put back to the Fund at any time for cash equal to a proportionate share of the Fund's net asset value. The redeemable participating shares are carried at the redemption amount that would be payable as of the date of the statement of financial position if the holders were to exercise the right to put the shares back to the Fund.

Redeemable participating shares are issued and redeemed at the holder's option at prices based on the Fund's net asset value per share at the time of issue or redemption. The Fund's net asset value per share is calculated by dividing the net assets attributable to holders of redeemable participating shares with the total number of outstanding redeemable participating shares.

(g) Income and expense recognition

Interest income and expense are recognised in the statement of comprehensive income using the effective interest method. The effective interest method is a method of calculating the amortised cost of a financial asset or a financial liability and of allocating the interest income or interest expense over the relevant period. The effective interest rate is the rate that exactly discounts estimated future cash receipts or payments throughout the expected life of the financial instrument or, when appropriate, a shorter period to the net carrying amount of the financial asset or financial liability. When calculating the effective interest rate, the Fund estimates cash flows considering all contractual terms of the financial instrument but does not consider future credit losses. The calculation includes all fees and commissions paid or received between parties to the contract that are an integral part of the effective interest rate, transaction costs and all other premiums or discounts.

Dividend income is recognised when the right to receive payment has been established.

Other income and expenses are recognised on the accrual basis.

(h) Taxation

The Fund is licensed as an authorised mutual fund under the Mutual Funds Act, 2002 and is therefore not subject to corporate taxes on income derived from its investing activities, as all income is designated to be income of the redeemable participating shareholders. The Fund's operations do not subject it to taxation in any other jurisdiction.

Royal Fidelity (Barbados) Investment Fund Limited – Fixed Income Fund

Notes to the Financial Statements For the year ended 30 June 2020 (Expressed in Barbados dollars)

2. Summary of Significant Accounting Policies (Continued)

(i) Corresponding figures

Where necessary, corresponding figures are adjusted to conform with changes in presentation in the current period.

3. Financial Assets at Fair Value Through Profit or Loss

The Fund ranks its financial assets based on the hierarchy of valuation techniques required by IFRS, which is determined based on whether the inputs to those valuation techniques are observable or unobservable. Observable inputs reflect market data obtained from independent sources; unobservable inputs reflect the Fund's market assumptions. These two (2) types of inputs lead to the following fair value hierarchy:

Level 1 – Quoted prices (unadjusted) in active markets for identical assets or liabilities.

Level 2 – Inputs other than quoted prices included within Level 1 that are observable for the asset or liability, either directly (that is, as prices) or indirectly (that is, derived from prices).

Level 3 – Inputs for the asset or liability that are not based on observable market data (unobservable inputs).

This hierarchy requires the use of observable market data when available. The Fund considers relevant and observable market prices in its valuations where possible.

The level in the fair value hierarchy within which the fair value measurement is categorised in its entirety is determined on the basis of the lowest level input that is significant to the fair value measurement in its entirety. For this purpose, the significance of an input is assessed against the fair value measurement in its entirety. If a fair value measurement uses observable inputs that require significant adjustment based on unobservable inputs, that measurement is a Level 3 measurement. Assessing the significance of a particular input to the fair value measurement in its entirety requires judgment, considering factors specific to the asset.

The determination of what constitutes 'observable' requires significant judgment by the Fund. The Fund considers observable data to be that market data that is readily available, regularly distributed or updated, reliable and verifiable, not proprietary, and provided by independent sources that are actively involved in the relevant market.

The fair value of financial instruments traded in active markets is based on quoted market prices at the date of the statement of financial position. A market is regarded as active if quoted prices are readily and regularly available from the exchange, dealer, broker, industry group, pricing service or regulatory agency, and those prices represent actual and regularly occurring market transactions on an arm's length basis. These instruments are included in Level 1.

Financial instruments that trade in markets that are not considered to be active but are valued based on quoted market prices, dealer quotations or alternative pricing sources supported by observable inputs are classified within Level 2.

Royal Fidelity (Barbados) Investment Fund Limited – Fixed Income Fund

Notes to the Financial Statements For the year ended 30 June 2020 (Expressed in Barbados dollars)

3. Financial Assets at Fair Value Through Profit or Loss (Continued)

Financial instruments classified within Level 3 have significant unobservable inputs, as they trade infrequently. Level 3 instruments include unlisted securities that have significant unobservable components, including investment funds.

Units/Nominal Value			2020	2019
2020	2019		\$	\$
Equity Securities				
<i>Level 2</i>				
-	40,000	Fidelity Bank Cayman Ltd 6% Series A Variable Rate Pref Shares	-	800,000
Total Equity Securities			-	800,000
Investment Funds				
<i>Level 3</i>				
563,077	466,676	Royal Fidelity International Investment Fund Limited – Targeted Income Sub Fund	14,737,980	11,579,269
Total Investment Funds			14,737,980	11,579,269
Corporate Debt Securities				
<i>Level 2</i>				
1,000,000	1,000,000	Cave Shepherd & Co. Limited 3.25% Due 31/08/2020	1,000,000	1,000,000
-	7,840,000	Needham's Point Holdings 6.75% Jan. 7 2021	-	7,840,000
6,000,000	6,000,000	N.S.R. Ltd. 5% Secured Bond Maturing Sep 30 2029	6,000,000	6,000,000
-	1,100,000	Petroleum Company of Trinidad & Tobago 9.75% 8/14/19	-	2,197,558
5,000,000	5,000,000	Williams Industry Tranche 4 5.25% June 2023	5,184,000	5,000,000
1,100,000	1,100,000	Williams Industry Tranche 6 5.25% December 2024	1,122,990	1,100,000
750,000	875,000	Williams Renewable Energy Ltd. Series C 4.5% Amortizing Jun 30 2026	750,000	875,000
			14,056,990	24,012,558

Royal Fidelity (Barbados) Investment Fund Limited – Fixed Income Fund

Notes to the Financial Statements For the year ended 30 June 2020 (Expressed in Barbados dollars)

3. Financial Assets at Fair Value Through Profit or Loss (Continued)

		Corporate Debt Securities (Continued)		
		<i>Level 3</i>		
7,840,000	-	Needham's Point Holdings 6.75% Jan. 7 2021	5,958,400	-
			5,958,400	-
		Total Corporate Debt Securities	20,015,390	24,012,558
		Government Debt Securities		
		<i>Level 3</i>		
495,465	495,465	Barbados Revenue Authority Withholding Tax Recoverable Securitized 4.335%	460,249	460,249
1,110,641	1,110,641	Government of Barbados Debt Exchange Series B Bond 31/12/2033	889,557	766,453
5,943,350	6,943,350	Government of Barbados Debt Exchange Series D Bond 31/8/2053	3,773,849	3,613,320
-	700,000	Barbados Govt FGV 7% 2022 Barbados Govt Bond August 4 2022 Eurobond	-	919,114
535,700	-	Govt of Barbados 6.5% 10/01/2029 22/11/2019 Oppenheimer and Co Inc.	966,510	-
32,800	-	Govt of Barbados 6.5% 01/01/2021 22/11/2019 Oppenheimer and Co Inc.	64,944	-
		Total Government Debt Securities	6,155,109	5,759,136
		Total – all levels	40,908,479	42,150,963
		Accrued interest	369,449	442,642
		Total	41,277,928	42,593,605

Royal Fidelity (Barbados) Investment Fund Limited – Fixed Income Fund

Notes to the Financial Statements For the year ended 30 June 2020 (Expressed in Barbados dollars)

3. Financial Assets at Fair Value Through Profit or Loss (Continued)

As of 30 June 2020, the cost of financial assets at fair value through profit or loss is \$43,061,564 (2019: \$45,518,065), of which \$29,211,562 (2019: \$20,350,955) represents Level 3 securities.

Movements in Level 3 securities comprise:

	Investment funds \$	Corporate debt securities \$	Government debt securities \$	Total \$
Balance as of 1 July 2019	11,579,269	-	5,759,136	17,388,405
Transfers from Level 2	-	7,840,000	-	7,840,000
Purchases	2,436,907	-	1,137,000	3,573,907
Sales	-	-	(3,996,946)	(3,996,946)
Net realised gain	-	-	1,108,462	1,108,462
Net change in unrealised appreciation/(depreciation)	<u>721,804</u>	<u>(1,881,600)</u>	<u>2,147,457</u>	<u>987,661</u>
Balance as of 30 June 2020	<u>14,737,980</u>	<u>5,958,400</u>	<u>6,155,109</u>	<u>26,851,489</u>

	Investment funds \$	Corporate debt securities \$	Government debt securities \$	Total \$
Balance as of 1 July 2018	10,934,789	-	6,474,653	17,409,442
Purchases	136,906	-	8,053,991	8,190,897
Sales	-	-	(8,021,440)	(8,021,440)
Net realised gain	-	-	3,649	3,649
Net change in unrealised appreciation/depreciation	<u>507,574</u>	<u>-</u>	<u>(751,717)</u>	<u>(244,143)</u>
Balance as of 30 June 2019	<u>11,579,269</u>	<u>-</u>	<u>5,759,136</u>	<u>17,388,405</u>

The cost of securities transferred to Level 3 totalled \$7,618,128 (2019: \$Nil). Investment funds comprise the investments in redeemable participating shares of related party funds [Note 5].

4. Share Capital

The authorised share capital of the Fund is unlimited, and currently comprises non-voting redeemable participating shares (redeemable participating shares). Redeemable participating shares fully participate in the profits and losses of the Fund

Royal Fidelity (Barbados) Investment Fund Limited – Fixed Income Fund

Notes to the Financial Statements For the year ended 30 June 2020 (Expressed in Barbados dollars)

4. Share Capital (Continued)

The redeemable participating shares were initially issued at \$1.00 per share. Thereafter, redeemable participating shares are issued on the first business day of each calendar month (dealing date) at the net asset value (NAV) per share as of the close of the last business day of the calendar month that precedes the dealing date (valuation date). Redeemable participating shares may be redeemed at the holder's option, upon giving fifteen (15) days prior written notice, at the NAV per share as of the valuation date.

As of 30 June 2020 and 2019, all of the redeemable participating shares are owned by Premium Income Fund and Select Balanced Fund (the sub funds), which are sub funds of the Umbrella Fund.

5. Related Party Balances and Transactions

The Fund does not have employees and its activities are directed and managed by the service providers of the Umbrella Fund, all of which are related parties. Related parties include those entities and individuals that have the ability to control or exercise significant influence over the Fund in making financial or operational decisions, and entities that are controlled, jointly controlled or significantly influenced by them.

(a) Investment management

Pursuant to an agreement with the Umbrella Fund dated 24 November 2008, Royal Fidelity Merchant Bank & Trust (Barbados) Limited (the Investment Manager), a bank incorporated and licensed in Barbados, serves as the Fund's investment manager. The Investment Manager is responsible for the implementation of the Fund's investment strategy and has sole responsibility for the investing and reinvesting of the Fund's assets.

The fees charged by the Investment Manager for services rendered to the Fund are borne directly by the sub funds.

(b) Administration

Pursuant to an agreement with the Umbrella Fund dated 24 November 2008, Royal Fidelity Capital Markets (Barbados) Limited (the Administrator), a company incorporated and licensed in Barbados, serves as the Fund's administrator. The Administrator is entitled to an administration fee, which is paid out of the management fee.

(c) Custody

Pursuant to an agreement with the Umbrella Fund dated 24 November 2008, Royal Bank of Canada Financial Corporation (the Custodian), a bank incorporated and licensed in Barbados and an affiliate of the Investment Manager, serves as the Fund's primary custodian and escrow agent. The Custodian is entitled to a custodian fee, which is paid out of the management fee.

(d) Directors and officers

Certain directors of the Fund are also directors or officers of the Investment Manager and its subsidiaries; and the Custodian.

Royal Fidelity (Barbados) Investment Fund Limited – Fixed Income Fund

Notes to the Financial Statements For the year ended 30 June 2020 (Expressed in Barbados dollars)

5. Related Party Balances and Transactions (Continued)

(e) Cash at bank and margin credit facility

The Fund has demand deposit accounts with the Investment Manager, which do not earn interest. As of 30 June 2020, the balances totalled \$1,053,731 (2019: Nil). Interest income earned on the deposits totalled \$Nil (2019: \$Nil).

The Fund has a line of credit of with the Investment Manager up to 50.00% of the fair value of its financial assets, which incurs interest at a rate of 6.00% per annum. The Fund has pledged its financial assets in support of this margin credit facility. As of 30 June 2020, the balance totalled \$Nil (2019: \$1,087,749). Interest expense incurred on the facility during the year totalled \$7,159 (2019: \$74,394).

(f) Financial assets at fair value through profit or loss

As of 30 June 2020, the Fund has investments in securities of related parties classified as financial assets at fair value through profit or loss, which comprise:

	2020	2019
	\$	\$
<i>Equity securities – preference shares</i>		
Fidelity Bank (Cayman) Limited	-	800,000
<i>Investment funds</i>		
Royal Fidelity International Investment Fund Limited – Targeted Income Sub Fund	14,737,980	11,579,269
	<u>14,737,980</u>	<u>12,379,269</u>

Dividend income earned during the year on these financial assets totalled \$36,794 (2019: \$63,172).

6. Financial Risk Management

The Fund engages in transactions that expose it to market risk (which includes price, currency and interest rate risks), credit risk and liquidity risk in the normal course of operations. The Fund's financial performance is affected by its ability to understand and effectively manage these risks.

The Fund's Investment Manager is responsible for identifying and managing risks. The Directors monitor the Investment Manager and are ultimately responsible for the overall financial risk management of the Fund.

Monitoring and controlling risks is performed through the establishment of limits by the Directors, which reflect the business strategy, including the level of risk that the Fund is willing to accept and the market environment in which the Fund operates. In addition, the Fund monitors and measures the overall level of risk in relation to the aggregate risk exposure across all risk types and activities.

Royal Fidelity (Barbados) Investment Fund Limited – Fixed Income Fund

Notes to the Financial Statements For the year ended 30 June 2020 (Expressed in Barbados dollars)

6. Financial Risk Management (Continued)

Concentration of risks

Concentration of risk indicates the relative sensitivity of the Fund's performance to developments affecting a particular industry or geographical location, and arises: when a significant proportion of financial instruments or contracts are entered into with the same counterparty; or where a significant proportion of counterparties are engaged in similar business activities, or activities in the same geographical region, or that have similar economic features that would cause their ability to meet contractual obligations to be similarly affected by changes in economic, political or other conditions. Concentration of currency risk arises when the Fund has a significant net open position in a single foreign currency, or aggregate net open positions in several currencies that are historically positively correlated. Concentration of liquidity risk arises from the repayment terms of financial liabilities, sources of borrowing facilities or reliance on a particular market in which to realise liquid assets.

To mitigate excessive concentration of risk, the Fund's policies and procedures include specific guidelines to maintain appropriate diversification.

(a) Market risk

Price risk

Price risk is the risk that the fair values and/or amounts realised on sales of financial instruments may fluctuate significantly as a result of changes in market prices. Price risk arises from the Fund's investments in equity securities, debt securities and investment funds, and is managed through diversification of the portfolio, with asset allocation guidelines recommended by the Investment Manager and approved by the Directors.

The effect on the fair value of financial assets at fair value through profit or loss due to changes in market prices of 1.00%, with all other variables held constant, is as follows:

	2020	2019
	\$	\$
Corporate debt securities	200,154	240,126
Investment funds	147,380	115,793
Government debt securities	61,551	57,591
Equity securities	-	8,000
	<u>409,085</u>	<u>421,510</u>

The Fund has significant geographical concentration risk, with approximately 63.97% (2019: 65.41%) of the financial assets at fair value through profit or loss representing issuers of securities domiciled in Barbados, 36.03% (2019: 27.47%) representing issuers of securities domiciled in the Commonwealth of The Bahamas, and 0.00% (2019: 5.21%) representing issuers of securities domiciled in Republic of Trinidad & Tobago. All other financial assets at fair value through profit or loss represent issuers of securities domiciled in other Caribbean countries. Further, the Fund's investments in government debt securities principally comprise debt securities issued by the Government of Barbados.

Royal Fidelity (Barbados) Investment Fund Limited – Fixed Income Fund

Notes to the Financial Statements For the year ended 30 June 2020 (Expressed in Barbados dollars)

6. Financial Risk Management (Continued)

(a) Market risk (continued)

Currency risk

Currency risk is the risk that the fair values and/or amounts realised on sales of financial instruments or the settlement of financial liabilities may fluctuate due to change in foreign exchange rates. The Fund is directly exposed to currency risk through its investments in financial assets at fair value through profit or loss denominated in US\$. However, this risk is mitigated because the BB\$: US\$ exchange rate is fixed at 2:1.

(Expressed in Barbados dollars)	BB\$ \$	US\$ \$	Total \$
As of 30 June 2020			
Financial assets at fair value through profit or loss	<u>26,539,949</u>	<u>14,737,979</u>	<u>41,277,928</u>
	<u>26,539,949</u>	<u>14,737,979</u>	<u>41,277,928</u>
As of 30 June 2019			
Financial assets at fair value through profit or loss	<u>27,097,665</u>	<u>15,495,940</u>	<u>42,593,605</u>
	<u>27,097,665</u>	<u>15,495,940</u>	<u>42,593,605</u>

Interest rate risk

Fair value and cash flow interest rate risks are the risks that the fair values or future cash flows of financial instruments will fluctuate because of changes in market interest rates. The Fund takes on exposure to the effects of fluctuations in the prevailing levels of market interest rates on its fair value risk through its cash at bank and financial assets at fair value through profit or loss, which earn interest at fixed rates. The Fund has elected not to hedge its exposure to fair value interest rate risk, and considers it to be minimal, as it maintains cash solely for liquidity purposes and as intends to hold its financial assets at fair value through profit or loss to maturity, where applicable, unless it is required to liquidate positions to meet obligations. The Fund also takes on exposure to the effects of fluctuations in the prevailing levels of market interest rates on its cash flow risk through its financial assets at fair value through profit or loss, which earn interest/coupons at interest rates based on market interest rates or have short terms to maturity. The Fund has elected not to hedge its exposure to cash flow interest rate risk, and considers it to be minimal, as the respective securities represent less than 0.00% (2019: 1.89%) of total financial assets.

The Fund's corporate debt securities earn interest at fixed rates ranging from 3.25% to 6.75% (2019: 3.25% to 9.75%) per annum, and its government debt securities earn interest at fixed rates ranging from 1% to 6.5% (2019: 1.00% to 7.00%) per annum. Further, the Fund's equity securities comprise preference shares and other similar fixed income securities, which earn interest/coupons at the rate of US\$ prime rate plus 2.75% per annum.

Royal Fidelity (Barbados) Investment Fund Limited – Fixed Income Fund

Notes to the Financial Statements For the year ended 30 June 2020 (Expressed in Barbados dollars)

6. Financial Risk Management (Continued)

(b) Credit risk

Credit risk is the risk that a counterparty will be unable or unwilling to meet a commitment that is entered into with the Fund. The Fund's investment strategy exposes it to significant credit risk, as its financial assets are primarily fixed income securities with fixed maturity dates. The Fund seeks to minimise its exposure to credit risk through investing principally in fixed income securities of government entities and reputable public and private companies.

Further, cash balances and securities held in custody are placed with financial institutions in good standing with the relevant regulators.

(c) Liquidity risk

Liquidity risk is the risk that the Fund is unable to meet its payment obligations associated with its financial liabilities when they come due. The Fund is exposed to monthly redemptions of redeemable participating shares, however its financial assets are generally longer term. The Fund has the ability to liquidate/redeem its debt securities positions on relatively short notice, subject to concentration risk, and on a monthly basis for non-exchange traded investment funds to meet payment obligations, as financial assets are principally considered to be marketable and can be sold/redeemed in response to liquidity needs. Further, the Fund has the ability to borrow in the short term using its financial assets as collateral.

All financial liabilities are due on demand, however amounts owing to redeemable participating shareholders are not expected to be demanded in the short term as shareholders typically retain such shares for the medium to long term. The maturity profile of financial assets with fixed maturity dates is disclosed below. All other financial assets are due on demand or have no fixed maturity dates.

	≤1 year \$	>1 year, ≤5 years \$	>5 years \$	Total \$
As of 30 June 2020				
Corporate debt securities	1,000,000	12,265,390	6,750,000	20,015,390
Government debt securities	-	-	6,155,109	6,155,109
	<u>1,000,000</u>	<u>12,265,390</u>	<u>12,905,109</u>	<u>26,170,499</u>
As of 30 June 2019				
Corporate debt securities	3,197,558	12,840,000	7,975,000	24,012,558
Government debt securities	-	-	5,759,136	5,759,136
	<u>3,197,558</u>	<u>12,840,000</u>	<u>13,734,136</u>	<u>29,771,694</u>

Royal Fidelity (Barbados) Investment Fund Limited – Fixed Income Fund

Notes to the Financial Statements For the year ended 30 June 2020 (Expressed in Barbados dollars)

7. Fair Value of Financial Instruments

Financial instruments utilised by the Fund comprise the recorded financial assets and liabilities disclosed in the financial statements. The Fund's financial instruments are principally short term in nature, have interest rates that reset to market rates, or are carried at fair value; accordingly, their fair values approximate their carrying values.

Financial instruments, for which the fair value hierarchy is not disclosed, are principally Level 2 in the fair value hierarchy.

8. Capital Management

The capital of the Fund is represented by the net assets attributable to the holders of redeemable participating shares. The amount of net assets attributable to these shareholders can change significantly on a monthly basis, as the Fund is subject to monthly subscriptions and redemptions at the discretion of the shareholders. The Fund's objective when managing capital is to safeguard the Fund's ability to continue as a going concern in order to provide returns for shareholders and to maintain a strong capital base to support the development of the investment activities of the Fund.

In order to maintain or adjust the capital structure, the Fund:

- monitors the level of monthly subscriptions and redemptions relative to financial assets it expects to be able to liquidate within one (1) month.
- issues new shares and redeems existing shares in accordance with the constitutional documents of the Fund, which include the ability to restrict redemptions and require certain minimum holdings and subscriptions.

The Directors and the Investment Manager monitor capital of the Fund on the basis of the value of net assets attributable to redeemable participating shareholders.

9. COVID-19

In December 2019, a novel strain of coronavirus, ("COVID-19"), surfaced in Wuhan, China. This virus continues to spread around the world, resulting in business and social disruption. COVID-19 was declared a global pandemic by the World Health Organization on 11 March 2020. The operations and business results of the Fund could be materially adversely affected. As the COVID-19 pandemic is ongoing and the near term worldwide economic outlook remains uncertain, we cannot reasonably estimate the length or severity of this pandemic, or the extent to which the disruption may materially impact our financial statements.

As at the reporting date any impact on the balances as of 30 June 2020 due to the ongoing COVID-19 pandemic have been appropriately accounted for in accordance with the reporting framework.

Management does not believe there is any risk to the Fund's ability to continue as a going concern for the foreseeable future from the reporting date linked to the COVID-19 pandemic.

We have evaluated all significant activities through to 30 October 2020, the date these financial statements were available to be issued and concluded that no additional subsequent events occurred that would require recognition in the financial statements or disclosure in the notes to the financial statements.

Royal Fidelity (Barbados) Investment Fund Limited – Fixed Income Fund

Notes to the Financial Statements
For the year ended 30 June 2020
(Expressed in Barbados dollars)

10. Subsequent Events

During June 2020, Needham's Point Holdings Limited (NPHL) announced proposed restructuring of the NPHL bonds. The proposed restructuring was communicated to bond holders by Royal Fidelity Merchant Bank & Trust (Barbados) Limited (acting in its capacity of "Trustee"). The 7 July 2020 coupon payment, for which the government of Barbados is a guarantor, was missed by NPHL. The planned restructuring of the NPHL bonds, which resulted in the decrease in fair value of \$1,881,600. The validity of the Government of Barbados guarantee is a matter of contention between the Government of Barbados and the Trustee and is now the basis of a court hearing.