

**Royal Fidelity (Barbados) Investment Fund  
Limited - Select Balanced Fund**

Financial Statements  
For the year ended 30 June 2017



Ernst & Young Ltd  
P.O. Box 261  
Bridgetown, BB11000  
Barbados, W.I.

Tel: 246 430 3900  
Fax: 246 426 9551  
246 430 3879  
246 430 1352  
www.ey.com

Street Address  
One Welches  
Welches  
St. Thomas, BB22025  
Barbados, W.I.

## INDEPENDENT AUDITORS' REPORT

### To the Shareholders of Royal Fidelity (Barbados) Investment Fund Limited – Select Balanced Fund

#### *Opinion*

We have audited the financial statements of Royal Fidelity (Barbados) Investment Fund Limited – Select Balanced Fund (the Fund), which comprise the statement of financial position as of 30 June 2017, and the statements of comprehensive income, changes in net assets attributable to holders of Class A redeemable participating shares and cash flows for the year then ended, and notes to the financial statements, including a summary of significant accounting policies.

In our opinion, the accompanying financial statements present fairly, in all material respects, the financial position of the Fund as of 30 June 2017 and its financial performance and its cash flows for the year then ended in accordance with International Financial Reporting Standards.

#### *Basis for Opinion*

We conducted our audit in accordance with International Standards on Auditing (ISAs). Our responsibilities under those standards are further described in the *Auditors' Responsibilities for the Audit of the Financial Statements* section of our report. We are independent of the Fund in accordance with the International Ethics Standards Board for Accountants' Code of Ethics for Professional Accountants (IESBA Code), and we have fulfilled our other ethical responsibilities in accordance with the IESBA Code. We believe that the audit evidence we have obtained is sufficient and appropriate to provide a basis for our opinion.

#### *Responsibilities of Management and Those Charged with Governance for the Financial Statements*

Management is responsible for the preparation and fair presentation of the financial statements in accordance with International Financial Reporting Standards, and for such internal control as management determines is necessary to enable the preparation of financial statements that are free from material misstatement, whether due to fraud or error.

In preparing the financial statements, management is responsible for assessing the Fund's ability to continue as a going concern, disclosing, as applicable, matters related to going concern and using the going concern basis of accounting unless management either intends to liquidate the Fund or to cease operations, or has no realistic alternative but to do so.

Those charged with governance are responsible for overseeing the Fund's financial reporting process.

#### *Auditors' Responsibilities for the Audit of the Financial Statements*

Our objectives are to obtain reasonable assurance about whether the financial statements as a whole are free from material misstatement, whether due to fraud or error, and to issue an auditors' report that includes our opinion. Reasonable assurance is a high level of assurance, but is not a guarantee that an audit conducted in accordance with ISAs will always detect a material misstatement when it exists. Misstatements can arise from fraud or error and are considered material if, individually or in the aggregate, they could reasonably be expected to influence the economic decisions of users taken on the basis of these financial statements.

## INDEPENDENT AUDITORS' REPORT (CONT'D)

### To the Shareholders of Royal Fidelity (Barbados) Investment Fund Limited – Select Balanced Fund

#### *Auditors' Responsibilities for the Audit of the Financial Statements (Continued)*

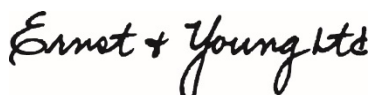
As part of an audit in accordance with ISAs, we exercise professional judgment and maintain professional skepticism throughout the audit. We also:

- Identify and assess the risks of material misstatement of the financial statements, whether due to fraud or error, design and perform audit procedures responsive to those risks, and obtain audit evidence that is sufficient and appropriate to provide a basis for our opinion. The risk of not detecting a material misstatement resulting from fraud is higher than for one resulting from error, as fraud may involve collusion, forgery, intentional omissions, misrepresentations, or the override of internal control.
- Obtain an understanding of internal control relevant to the audit in order to design audit procedures that are appropriate in the circumstances, but not for the purpose of expressing an opinion on the effectiveness of the Fund's internal control.
- Evaluate the appropriateness of accounting policies used and the reasonableness of accounting estimates and related disclosures made by management.
- Conclude on the appropriateness of management's use of the going concern basis of accounting and based on the audit evidence obtained, whether a material uncertainty exists related to events or conditions that may cast significant doubt on the Fund's ability to continue as a going concern. If we conclude that a material uncertainty exists, we are required to draw attention in our auditor's report to the related disclosures in the financial statements or, if such disclosures are inadequate, to modify our opinion. Our conclusions are based on the audit evidence obtained up to the date of our auditors' report. However, future events or conditions may cause the Fund to cease to continue as a going concern.
- Evaluate the overall presentation, structure and content of the financial statements, including the disclosures, and whether the financial statements represent the underlying transactions and events in a manner that achieves fair presentation.
- Obtain sufficient appropriate audit evidence regarding the financial information of the entities or business activities within the Fund to express an opinion on the financial statements. We are responsible for the direction, supervision and performance of the Fund audit. We remain solely responsible for our audit opinion.

We communicate with those charged with governance regarding, among other matters, the planned scope and timing of the audit and significant audit findings, including any significant deficiencies in internal control that we identify during our audit.

#### *Other Matter*

This report is made solely to the Fund's shareholders, as a body, in accordance with Section 147 of the Companies Act, 1982 of Barbados. Our audit work has been undertaken so that we might state to the Fund's shareholders those matters we are required to state to them in an auditors' report and for no other purpose. To the fullest extent permitted by law, we do not accept or assume responsibility to anyone other than the Fund and the Fund's shareholders as a body, for our audit work, for this report, or for the opinion we have formed.



CHARTERED ACCOUNTANTS

Barbados


31 October 2017

**Royal Fidelity (Barbados) Investment Fund Limited – Select Balanced Fund**  
 (Established under the laws of Barbados)

**Statement of Financial Position**  
**As of 30 June 2017**  
 (Expressed in Barbados dollars)

	2017	2016
	\$	\$
<b>ASSETS</b>		
Cash at bank	158,295	176,430
Financial assets at fair value through profit or loss [Note 3]	29,049,836	26,752,667
Withholding taxes receivable	157,395	157,395
Other assets	2,500	2,500
	<u>29,368,026</u>	<u>27,088,992</u>
<b>LIABILITIES</b>		
Redemptions payable	112,714	155,747
Management fee payable [Note 5(a)]	45,582	42,708
Accrued expenses and other liabilities	25,503	25,503
	<u>183,799</u>	<u>223,958</u>
<b>Liabilities (excluding net assets attributable to holders of Class A redeemable participating shares)</b>	<u>183,799</u>	<u>223,958</u>
<b>Net assets attributable to holders of Class A redeemable participating shares [Note 4]</b>	<u><u>29,184,227</u></u>	<u><u>26,865,034</u></u>

APPROVED BY THE BOARD OF DIRECTORS AND SIGNED ON ITS BEHALF BY:

  
 \_\_\_\_\_  
 Director

  
 \_\_\_\_\_  
 Director

31 October 2017  
 \_\_\_\_\_  
 Date

## Royal Fidelity (Barbados) Investment Fund Limited – Select Balanced Fund

### Statement of Comprehensive Income For the Year Ended 30 June 2017 (Expressed in Barbados dollars)

	2017 \$	2016 \$
<b>INVESTMENT INCOME</b>		
Net change in unrealised appreciation/depreciation of financial assets at fair value through profit or loss	2,290,223	1,153,098
Net realised gain on financial assets at fair value through profit or loss	123,520	82,103
Interest	-	3
<b>Total investment income</b>	<b><u>2,413,743</u></b>	<b><u>1,235,204</u></b>
<b>EXPENSES</b>		
Management fee [Note 5(a)]	522,921	510,444
Professional fees	42,632	38,612
Advertising	-	7,107
Interest	-	111
Other	9,418	9,972
<b>Total expenses</b>	<b><u>574,971</u></b>	<b><u>566,246</u></b>
<b>Increase in net assets attributable to holders of Class A redeemable participating shares</b>	<b><u><u>1,838,772</u></u></b>	<b><u><u>668,958</u></u></b>
<b>Attributable to:</b>		
Series A1 redeemable participating shares	1,626,498	579,103
Series A3 redeemable participating shares	212,274	89,855
	<b><u><u>1,838,772</u></u></b>	<b><u><u>668,958</u></u></b>
<b>Increase in net assets per redeemable participating share [Note 6]</b>		
Series A1 redeemable participating shares	0.33	0.12
Series A3 redeemable participating shares	0.39	0.20

The accompanying notes are an integral part of these financial statements.

## Royal Fidelity (Barbados) Investment Fund Limited – Select Balanced Fund

### Statement of Changes in Net Assets Attributable to Holders of Class A Redeemable Participating Shares For the Year Ended 30 June 2017 (Expressed in Barbados dollars)

	2017		2016	
	Number of Shares	\$	Number of Shares	\$
<b>Series A1 Shares</b>				
Balance as of the beginning of the year	4,940,817	24,079,168	5,166,766	24,579,564
Subscriptions	244,374	1,237,138	156,316	739,652
Redemptions	(222,429)	(1,113,093)	(382,265)	(1,819,151)
Increase in net assets attributable to holders of Series A1 shares	-	1,626,498	-	579,103
<b>Balance as of the end of the year</b>	<b><u>4,962,762</u></b>	<b><u>25,829,711</u></b>	<b><u>4,940,817</u></b>	<b><u>24,079,168</u></b>
<b>Net asset value per share: \$5.20 (2016: \$4.87)</b>				
<b>Series A3 shares</b>				
Balance as of the beginning of the year	557,306	2,785,866	452,488	2,185,531
Subscriptions	170,047	900,639	107,739	524,715
Redemptions	(105,304)	(544,263)	(2,921)	(14,235)
Increase in net assets attributable to holders of Series A3 shares	-	212,274	-	89,855
<b>Balance as of the end of the year</b>	<b><u>622,049</u></b>	<b><u>3,354,516</u></b>	<b><u>557,306</u></b>	<b><u>2,785,866</u></b>
<b>Net asset value per share: \$5.39 (2016: \$5.00)</b>				
<b>Total net assets attributable to holders of Class A redeemable participating shares</b>		<b><u>29,184,227</u></b>		<b><u>26,865,034</u></b>

The accompanying notes are an integral part of these financial statements.

## Royal Fidelity (Barbados) Investment Fund Limited – Select Balanced Fund

### Statement of Cash Flows For the Year Ended 30 June 2017 (Expressed in Barbados dollars)

	2017	2016
	\$	\$
<b>CASH FLOWS FROM OPERATING ACTIVITIES</b>		
Purchases of financial assets at fair value through profit or loss	(1,086,562)	(258,062)
Proceeds from sales of financial assets at fair value through profit or loss	1,203,136	1,338,828
Interest received	-	3
Interest paid	-	(111)
Net decrease in withholding taxes receivable	-	32,920
Payment of expenses	<u>(572,097)</u>	<u>(566,728)</u>
<b>Net cash from/(used in) operating activities</b>	<b><u>(455,523)</u></b>	<b><u>546,850</u></b>
<b>CASH FLOWS FROM FINANCING ACTIVITIES</b>		
Proceeds from subscriptions of Class A redeemable participating shares	2,137,777	1,264,367
Payments for redemptions of Class A redeemable participating shares	<u>(1,700,389)</u>	<u>(1,711,147)</u>
<b>Net cash from/(used in) financing activities</b>	<b><u>437,388</u></b>	<b><u>(446,780)</u></b>
<b>Net increase/(decrease) in cash and cash equivalents</b>	<b>(18,135)</b>	<b>100,070</b>
Cash and cash equivalents as of the beginning of the year	<u>176,430</u>	<u>76,360</u>
<b>Cash and cash equivalents as of the end of the year</b>	<b><u><u>158,295</u></u></b>	<b><u><u>176,430</u></u></b>
<b>CASH AND CASH EQUIVALENTS</b>		
Cash at bank	<u><u>158,295</u></u>	<u><u>176,430</u></u>

The accompanying notes are an integral part of these financial statements.

## Royal Fidelity (Barbados) Investment Fund Limited – Select Balanced Fund

### Notes to the Financial Statements For the year ended 30 June 2017 (Expressed in Barbados dollars)

#### 1. General Information

Royal Fidelity (Barbados) Investment Fund Limited – Select Balanced Fund (the Fund) is a sub fund of Royal Fidelity (Barbados) Investment Fund Limited (the Umbrella Fund), which is incorporated under the Companies Act, 1982 of Barbados and is licensed as a mutual fund under the Mutual Funds Act, 2002.

The Fund is an open-end investment vehicle, which issues Class A redeemable participating shares divided into 3 series of shares, namely Series A1, A2 and A3 [Note 4]. The investment objective of the Fund is to provide long-term capital appreciation, along with the highest income yield and overall return consistent with a moderate level of risk, which it achieves by investing in: Royal Fidelity (Barbados) Investment Fund Limited – Fixed Income Fund, an investment holding vehicle of the Umbrella Fund, that invests in a diversified portfolio of fixed income securities of entities domiciled principally in the Caribbean, including investment funds invested in such fixed income securities; and Royal Fidelity (Barbados) Investment Fund Limited – Equity Fund, an investment holding vehicle of the Umbrella Fund, that invests in a diversified portfolio of equity securities of entities domiciled principally in the Caribbean, including investment funds invested in such equity securities.

The Fund's Class A redeemable participating shares are listed for informational purposes, but not traded, on the Barbados Stock Exchange (BSE), and the registered office of the Umbrella Fund is located at Fidelity House, 27 Pine Road, St. Michael, Barbados. The Fund's activities are managed entirely by service providers [Note 5].

Other sub funds exist under the Umbrella Fund, and individual financial statements are prepared for each sub fund that can be obtained from the registered office of the Umbrella Fund.

#### 2. Summary of Significant Accounting Policies

The significant accounting policies applied in the preparation of the financial statements are set out below. These policies have been consistently applied to all years presented, unless otherwise stated.

##### (a) Basis of preparation

The financial statements are prepared in accordance with International Financial Reporting Standards (IFRS), and under the historical cost convention, except as disclosed in the accounting policies below.

The preparation of financial statements in conformity with IFRS requires the use of certain critical accounting estimates. It also requires management to exercise judgment in the process of applying the Fund's accounting policies. Estimates and judgments are continually evaluated and are based on historical experience and other factors, including expectations of future events that are believed to be reasonable under the circumstances. Actual results could differ from those estimates. The areas involving a higher degree of judgment or complexity, or areas where assumptions and estimates are significant to the financial statements, are disclosed in Note 2(f).

##### *New standards, amendments and interpretations adopted by the Fund*

Standards and amendments and interpretations to published standards that became effective for the Fund's financial year beginning on 1 July 2016 were either not relevant or not significant to the Fund's operations and accordingly did not have a material impact on the Fund's accounting policies or financial statements.



## Royal Fidelity (Barbados) Investment Fund Limited – Select Balanced Fund

### Notes to the Financial Statements For the year ended 30 June 2017 (Expressed in Barbados dollars)

#### 2. Summary of Significant Accounting Policies (Continued)

##### (a) Basis of preparation (continued)

*New standards, amendments and interpretations not yet adopted by the Fund*

The application of new standards and amendments and interpretations to existing standards that have been published but are not yet effective are not expected to have a material impact on the Fund's accounting policies or financial statements in the financial period of initial application.

##### (b) Investment entity

The Fund meets the definition of an investment entity defined in IFRS 10 *Consolidated Financial Statements* and IAS 28 *Investments in Associates and Joint Ventures*, which provide an exception to consolidation and equity method requirements for investment entities, with investment entities required to recognise investments in subsidiaries and associates at fair value through profit or loss.

Management has determined that the Fund meets the characteristics of an investment entity, as: it obtains funds from investors for the purposes of providing investment management services; its business purpose, as set out in its offering documents, is to invest for returns from investment income and capital appreciation; and the performance of investments is measured and evaluated on a fair value basis. Further, the Fund effects multiple investments through its holdings in Royal Fidelity (Barbados) Investment Fund Limited – Fixed Income Fund and Royal Fidelity (Barbados) Investment Fund Limited – Equity Fund.

Accordingly, investments in subsidiaries and associates are recognised as financial assets at fair value through profit or loss and measured in accordance with the accounting policies disclosed in Note 2(f). These financial statements are the only financial statements presented by the Fund.

##### (c) Foreign currency translation

The financial statements are presented in Barbados dollars (BDS\$), which is the Fund's functional and presentation currency.

Foreign currency transactions are translated into the functional currency using the exchange rates prevailing as of the dates of the transactions. Foreign exchange gains and losses resulting from the settlement of such transactions and from the translation at year-end exchange rates of monetary assets and liabilities denominated in foreign currencies are recognised in the statement of comprehensive income. Translation differences on financial assets measured at fair value through profit or loss are included as a part of the fair value gains and losses.

##### (d) Segment reporting

Operating segments are reported in a manner consistent with the internal reporting provided to the chief operating decision-maker. The chief operating decision-maker, which is responsible for allocating resources and assessing performance of the operating segments, has been identified as the investment committee of the Investment Manager.

The investment committee is responsible for the Fund's entire portfolio and considers the business to have a single operating segment. The asset allocation decisions are based on a single, integrated investment strategy, and the Fund's performance is evaluated on an overall basis.

## Royal Fidelity (Barbados) Investment Fund Limited – Select Balanced Fund

### Notes to the Financial Statements For the year ended 30 June 2017 (Expressed in Barbados dollars)

#### 2. Summary of Significant Accounting Policies (Continued)

##### (e) Cash and cash equivalents

For the purposes of the statement of cash flows, cash and cash equivalents comprise demand deposits with banks, other short-term highly liquid financial assets with original contractual maturities of three (3) months or less and drawn-down margin credit facilities provided by banks.

##### (f) Financial assets at fair value through profit or loss

The Fund classifies its investments as financial assets at fair value through profit or loss. These financial assets are classified as held for trading or designated by the Directors as at fair value through profit or loss, at inception.

Financial assets held for trading are those acquired principally for the purposes of selling in the short term. Financial assets designated at fair value through profit or loss at inception are those that are managed and their performance evaluated on a fair value basis in accordance with the Fund's documented investment strategy. The Fund's financial assets at fair value through profit or loss have been designated as such by the Directors.

Regular purchases and sales of financial assets are recognised on the trade date – the date on which the Fund commits to purchase or sell the asset. Financial assets are initially recognised at fair value, and transaction costs for all financial assets carried at fair value through profit or loss are expensed as incurred. Financial assets are derecognised when the rights to receive cash flows from the financial assets have expired or the Fund has transferred substantially all risks and rewards of ownership.

Financial assets at fair value through profit or loss are subsequently measured at fair value. The fair value of financial assets traded in active markets (e.g. international securities exchange) is based on quoted prices as of the last business day of the financial reporting period. The fair value of restricted and other securities that are not traded in active markets is determined using valuation techniques, including comparable recent arm's length transactions, discounted cash flow analyses and other techniques commonly used by market participants. Investments in investment vehicles or investment funds (investee funds) are valued based on the latest available redemption price of such units for each investee fund, as determined by the investee funds' administrators. The Fund reviews the details of the reported information obtained from the investee funds and considers: the liquidity of the investee fund and its underlying investments; the value date of the net asset value provided; any restrictions on redemptions; and the basis of accounting and, in instances where the basis of accounting is other than fair value, fair value information provided by the investee funds' advisors. If necessary, the Fund makes adjustments to the net asset value of various investee funds to obtain the best estimate of fair value.

Gains and losses arising from sales and changes in the fair value of financial assets at fair value through profit or loss are included in the statement of comprehensive income in the financial period in which they arise. Realised gains and losses are determined using the average cost method.

##### (g) Redeemable participating shares

The Fund issues redeemable participating shares, which are redeemable at the holder's option and are classified as financial liabilities. Redeemable participating shares can be put back to the Fund at any time for cash equal to a proportionate share of the Fund's net asset value. The redeemable participating shares are carried at the redemption amount that would be payable as of the date of the statement of financial position if the holders were to exercise the right to put the shares back to the Fund.

## Royal Fidelity (Barbados) Investment Fund Limited – Select Balanced Fund

### Notes to the Financial Statements For the year ended 30 June 2017 (Expressed in Barbados dollars)

#### 2. Summary of Significant Accounting Policies (Continued)

##### (g) Redeemable participating shares (continued)

Redeemable participating shares are issued and redeemed at the holder's option at prices based on the Fund's net asset value per share at the time of issue or redemption. The Fund's net asset value per share is calculated by dividing the net assets attributable to holders of redeemable participating shares with the total number of outstanding redeemable participating shares.

##### (h) Income and expense recognition

Interest income and expense are recognised in the statement of comprehensive income using the effective interest method. The effective interest method is a method of calculating the amortised cost of a financial asset or a financial liability and of allocating the interest income or interest expense over the relevant period. The effective interest rate is the rate that exactly discounts estimated future cash receipts or payments throughout the expected life of the financial instrument or, when appropriate, a shorter period to the net carrying amount of the financial asset or financial liability. When calculating the effective interest rate, the Fund estimates cash flows considering all contractual terms of the financial instrument but does not consider future credit losses. The calculation includes all fees and commissions paid or received between parties to the contract that are an integral part of the effective interest rate, transaction costs and all other premiums or discounts.

Dividend income is recognised when the right to receive payment has been established.

Other income and expenses are recognised on the accrual basis.

##### (i) Taxation

The Fund is licensed as an authorised mutual fund under the Mutual Funds Act, 2002 and is therefore not subject to corporate taxes on income derived from its investing activities, as all income is designated to be income of the redeemable participating shareholders. The Fund's operations do not subject it to taxation in any other jurisdiction.

##### (j) Corresponding figures

Where necessary, corresponding figures are adjusted to conform with changes in presentation in the current period.

#### 3. Financial Assets at Fair Value through Profit or Loss

The Fund ranks its financial assets based on the hierarchy of valuation techniques required by IFRS, which is determined based on whether the inputs to those valuation techniques are observable or unobservable. Observable inputs reflect market data obtained from independent sources; unobservable inputs reflect the Fund's market assumptions. These two (2) types of inputs lead to the following fair value hierarchy:

*Level 1* – Quoted prices (unadjusted) in active markets for identical assets or liabilities.

*Level 2* – Inputs other than quoted prices included within Level 1 that are observable for the asset or liability, either directly (that is, as prices) or indirectly (that is, derived from prices).

*Level 3* – Inputs for the asset or liability that are not based on observable market data (unobservable inputs).

## Royal Fidelity (Barbados) Investment Fund Limited – Select Balanced Fund

### Notes to the Financial Statements For the year ended 30 June 2017 (Expressed in Barbados dollars)

#### 3. Financial Assets at Fair Value through Profit or Loss (Continued)

This hierarchy requires the use of observable market data when available. The Fund considers relevant and observable market prices in its valuations where possible.

The level in the fair value hierarchy within which the fair value measurement is categorised in its entirety is determined on the basis of the lowest level input that is significant to the fair value measurement in its entirety. For this purpose, the significance of an input is assessed against the fair value measurement in its entirety. If a fair value measurement uses observable inputs that require significant adjustment based on unobservable inputs, that measurement is a Level 3 measurement. Assessing the significance of a particular input to the fair value measurement in its entirety requires judgment, considering factors specific to the asset.

The determination of what constitutes ‘observable’ requires significant judgment by the Fund. The Fund considers observable data to be that market data that is readily available, regularly distributed or updated, reliable and verifiable, not proprietary, and provided by independent sources that are actively involved in the relevant market.

The fair value of financial instruments traded in active markets is based on quoted market prices at the date of the statement of financial position. A market is regarded as active if quoted prices are readily and regularly available from the exchange, dealer, broker, industry group, pricing service or regulatory agency, and those prices represent actual and regularly occurring market transactions on an arm’s length basis. These instruments are included in Level 1.

Financial instruments that trade in markets that are not considered to be active but are valued based on quoted market prices, dealer quotations or alternative pricing sources supported by observable inputs are classified within Level 2.

Financial instruments classified within Level 3 have significant unobservable inputs, as they trade infrequently. Level 3 instruments include unlisted securities that have significant unobservable components, including investment entities.

	<b>2017</b>	<b>2016</b>
	<b>\$</b>	<b>\$</b>
<i>Level 3</i>		
Investment entities	<u>29,049,836</u>	<u>26,752,667</u>
<b>Total</b>	<b><u>29,049,836</u></b>	<b><u>26,752,667</u></b>

As of 30 June 2017, the cost of Level 3 financial assets at fair value through profit or loss is \$24,730,213 (2016: \$24,723,267).

## Royal Fidelity (Barbados) Investment Fund Limited – Select Balanced Fund

### Notes to the Financial Statements For the year ended 30 June 2017 (Expressed in Barbados dollars)

#### 3. Financial Assets at Fair Value through Profit or Loss (Continued)

Movements in Level 3 investment funds comprise:

	2017	2016
	\$	\$
Balance as of the beginning of the year	26,752,667	26,598,232
Purchases	1,086,562	258,062
Sales	(1,203,136)	(1,338,828)
Net realised gain/(loss)	123,520	82,103
Net change in unrealised appreciation/depreciation	<u>2,290,223</u>	<u>1,153,098</u>
<b>Balance as of the end of the year</b>	<b><u>29,049,836</u></b>	<b><u>26,752,667</u></b>

Investment entities comprise the investment in the shares of Royal Fidelity (Barbados) Investment Fund Limited – Fixed Income Fund and Royal Fidelity (Barbados) Investment Fund Limited – Equity Fund (the Sub Funds). As of 30 June 2017, the Fund owned: 11,577,332 (2016: 11,571,716) shares of Royal Fidelity (Barbados) Investment Fund Limited – Fixed Income Fund, representing 31.13% (2016: 35.04%) of total outstanding shares; and 12,989,834 (2016: 13,131,804) shares of Royal Fidelity (Barbados) Investment Fund Limited – Equity Sub Fund, representing 86.38% (2016: 88.62%) of total outstanding shares.

The financial position and performance of the Sub Funds are disclosed in the attached financial statements.

#### 4. Share Capital

The authorised share capital of the Fund is unlimited, and currently comprises non-voting Class A redeemable participating shares (redeemable participating shares). Redeemable participating shares fully participate in the profits and losses of the Fund. The Class A redeemable participating shares are divided into 3 series of shares: A1, A2 and A3, and each were initially issued at \$4.67 per share. Thereafter, the Class A redeemable participating shares are issued on the first business day of each calendar month (dealing date) at the net asset value (NAV) per share as of the close of the last business day of the calendar month that precedes the dealing date (valuation date), net of a sales commission of up to 2.00%. The minimum initial investment is \$1,000 with a minimal subsequent investment of \$250.

Income and expenses (other than expenses attributable to a specific series) are allocated to each series of Class A redeemable participating shares based on their relative NAV. Class A redeemable participating shares may be redeemed at the holder's option, upon giving fifteen (15) days prior written notice, at the NAV per share as of the valuation date less a redemption fee of up to 2.00% for Series A1 and A2 (minimum of \$50); no redemption fee is applicable to Series A3. The redemption fee is determined based on the length of time the shares are outstanding, with a higher fee for the shorter the outstanding period. Partial redemptions are permitted provided that the remaining investment of the shareholder is not less than the minimal initial investment for the applicable series, otherwise the Fund can require full redemption.

As of 30 June 2017, related parties owned 4,630,305 (2016: 4,707,708) Series A1 shares and 601,340 (2016: 544,172) Series A3 shares.

## Royal Fidelity (Barbados) Investment Fund Limited – Select Balanced Fund

### Notes to the Financial Statements For the year ended 30 June 2017 (Expressed in Barbados dollars)

#### 5. Related Party Balances and Transactions

The Fund does not have employees and its activities are directed and managed by the service providers of the Umbrella Fund, all of which are related parties. Related parties include those entities and individuals that have the ability to control or exercise significant influence over the Fund in making financial or operational decisions, and entities that are controlled, jointly controlled or significantly influenced by them.

##### (a) Investment management

Pursuant to an agreement with the Umbrella Fund dated 24 November 2008, Royal Fidelity Merchant Bank & Trust (Barbados) Limited (the Investment Manager), a bank incorporated and licensed in Barbados, serves as the Fund's investment manager. The Investment Manager is responsible for the implementation of the Fund's investment strategy and has sole responsibility for the investing and reinvesting of the Fund's assets.

The Investment Manager is entitled to a management fee of 2.00%, 1.00% and 1.00% per annum of the NAV of Series A1, Series A2, and Series A3, respectively, payable monthly in arrears. The management fee covers administration and custody fees; accordingly, such fees are included in management fee in the statement of comprehensive income.

The management fee expense during the period totalled \$494,985 and \$27,936 (2016: \$486,322 and \$24,122) for Series A1 and Series A3, respectively.

##### (b) Administration

Pursuant to an agreement with the Umbrella Fund dated 24 November 2008, Royal Fidelity Capital Markets (Barbados) Limited (the Administrator), a company incorporated and licensed in Barbados, serves as the Fund's administrator. The Administrator is entitled to an administration fee, which is paid out of the management fee.

##### (c) Custody

Pursuant to an agreement with the Umbrella Fund dated 24 November 2008, Royal Bank of Canada Financial Corporation (the Custodian), a bank incorporated and licensed in Barbados and an affiliate of the Investment Manager, serves as the Fund's primary custodian and escrow agent. The Custodian is entitled to a custodian fee, which is paid out of the management fee.

##### (d) Directors and officers

Certain directors of the Fund are also directors or officers of the Investment Manager and its subsidiaries; and the Custodian.

##### (e) Cash at bank and margin credit facility

The Fund has demand deposit accounts with the Investment Manager, which do not earn interest (2016: 1.25% per annum for balances greater than \$10,000). As of 30 June 2017, the balances totalled \$158,295 (2016: \$176,430). Interest income earned during the prior year on the deposits totalled \$3.

The Fund has a line of credit of \$1,500,000 with the Investment Manager, which incurs interest at a rate of 6.00% per annum. The Fund has pledged its financial assets in support of this margin credit facility. The facility was not utilised during the current year, and accordingly, the Fund did not incur interest expense (2016: \$111).

## Royal Fidelity (Barbados) Investment Fund Limited – Select Balanced Fund

### Notes to the Financial Statements For the year ended 30 June 2017 (Expressed in Barbados dollars)

#### 5. Related Party Balances and Transactions (Continued)

##### (f) Other

The Fund has other related party balances and transactions through its investment in the Sub Funds, the financial statements of which are attached.

#### 6. Increase in Net Assets per Redeemable Participating Share

Increase in net assets per redeemable participating share is calculated by dividing the increase in net assets attributable to holders of redeemable participating shares by the weighted average number of redeemable participating shares during the year. The weighted average number of outstanding Series A1 and A3 redeemable participating shares during the year amounted to 4,910,312 and 539,533 (2016: 4,749,797 and 456,946), respectively.

#### 7. Financial Risk Management

The Fund engages in transactions that expose it to market risk (which includes price, currency and interest rate risks), credit risk and liquidity risk in the normal course of operations. The Fund's financial performance is affected by its ability to understand and effectively manage these risks.

The Fund's Investment Manager is responsible for identifying and managing risks. The Directors monitor the Investment Manager and are ultimately responsible for the overall financial risk management of the Fund.

Monitoring and controlling risks is performed through the establishment of limits by the Directors, which reflect the business strategy, including the level of risk that the Fund is willing to accept and the market environment in which the Fund operates. In addition, the Fund monitors and measures the overall level of risk in relation to the aggregate risk exposure across all risk types and activities.

The Fund invests solely in the Sub Funds that have investment objectives that are consistent with those of the Fund, which results in the Fund being indirectly exposed to market, credit and liquidity risks of the Sub Funds. These risks are disclosed in Note 6 of the attached financial statements of the Sub Funds.

##### *Concentration of risks*

Concentration of risk indicates the relative sensitivity of the Fund's performance to developments affecting a particular industry or geographical location, and arises: when a significant proportion of financial instruments or contracts are entered into with the same counterparty; or where a significant proportion of counterparties are engaged in similar business activities, or activities in the same geographical region, or that have similar economic features that would cause their ability to meet contractual obligations to be similarly affected by changes in economic, political or other conditions. Concentration of foreign exchange risk arises when the Fund has a significant net open position in a single foreign currency, or aggregate net open positions in several currencies that are historically positively correlated. Concentration of liquidity risk arises from the repayment terms of financial liabilities, sources of borrowing facilities or reliance on a particular market in which to realise liquid assets.

To mitigate excessive concentration of risk, the Fund's policies and procedures include specific guidelines to maintain appropriate diversification.

## Royal Fidelity (Barbados) Investment Fund Limited – Select Balanced Fund

### Notes to the Financial Statements For the year ended 30 June 2017 (Expressed in Barbados dollars)

#### 7. Financial Risk Management (Continued)

##### (a) Market risk

###### *Price risk*

Price risk is the risk that the fair values and/or amounts realised on sales of financial instruments may fluctuate significantly as a result of changes in market prices. The price risk of the portfolio of financial assets is managed through diversification of the investment portfolio of the Sub Funds. The asset allocation guidelines of the Fund and the Sub Funds are recommended by the Investment Manager and approved by the Directors.

###### *Currency risk*

Currency risk is the risk that the fair values and/or amounts realised on sales of financial instruments or the settlement of financial liabilities may fluctuate due to change in foreign exchange rates. The Fund is indirectly exposed to currency risk through its investment in the Sub Funds.

###### *Interest rate risk*

Fair value and cash flow interest rate risks are the risks that the fair values or future cash flows of financial instruments will fluctuate because of changes in market interest rates. The Fund is indirectly exposed to interest rate risk through its investment in the Sub Funds.

##### (b) Credit risk

Credit risk is the risk that a counterparty will be unable or unwilling to meet a commitment that is entered into with the Fund. The Fund is exposed to credit risk both indirectly through its investment in the Sub Funds, and directly through cash balances and securities held in custody, which are placed with financial institutions in good standing with the relevant regulators.

##### (c) Liquidity risk

Liquidity risk is the risk that the Fund is unable to meet its payment obligations associated with its financial liabilities when they come due. The Fund is exposed to monthly redemptions of Class A redeemable participating shares, however its financial assets are generally longer term. The Fund has the ability to redeem its positions in the Sub Funds on a monthly basis to meet payment obligations, subject to the liquidity risk of the Sub Funds. Further, the Fund has the ability to borrow in the short term using its financial assets as collateral.

All financial liabilities are due on demand, however amounts owing to Class A redeemable participating shareholders are not expected to be demanded in the short term as shareholders typically retain such shares for the medium to long term. All financial assets are current, and either due on demand or within one (1) month.



## **Royal Fidelity (Barbados) Investment Fund Limited – Select Balanced Fund**

### **Notes to the Financial Statements For the year ended 30 June 2017 (Expressed in Barbados dollars)**

#### **8. Fair Value of Financial Instruments**

Financial instruments utilised by the Fund comprise the recorded financial assets and liabilities disclosed in the financial statements. The Fund's financial instruments are principally short term in nature, have interest rates that reset to market rates, or are carried at fair value; accordingly, their fair values approximate their carrying values.

Financial instruments, for which the fair value hierarchy is not disclosed, are principally Level 2 in the fair value hierarchy.

#### **9. Capital Management**

The capital of the Fund is represented by the net assets attributable to the holders of redeemable participating shares. The amount of net assets attributable to these shareholders can change significantly on a monthly basis, as the Fund is subject to monthly subscriptions and redemptions at the discretion of the shareholders. The Fund's objective when managing capital is to safeguard the Fund's ability to continue as a going concern in order to provide returns for shareholders and to maintain a strong capital base to support the development of the investment activities of the Fund.

In order to maintain or adjust the capital structure, the Fund:

- monitors the level of monthly subscriptions and redemptions relative to financial assets it expects to be able to liquidate within one (1) month.
- issues new shares and redeems existing shares in accordance with the constitutional documents of the Fund, which include the ability to restrict redemptions and require certain minimum holdings and subscriptions.

The Directors and the Investment Manager monitor capital of the Fund on the basis of the value of net assets attributable to redeemable participating shareholders.

**Royal Fidelity (Barbados) Investment Fund  
Limited - Equity Fund**

Financial Statements  
For the year ended 30 June 2017



Ernst & Young Ltd  
P.O. Box 261  
Bridgetown, BB11000  
Barbados, W.I.

Tel: 246 430 3900  
Fax: 246 426 9551  
246 430 3879  
246 430 1352  
www.ey.com

Street Address  
One Welches  
Welches  
St. Thomas, BB22025  
Barbados, W.I.

## INDEPENDENT AUDITORS' REPORT

### To the Shareholders of Royal Fidelity (Barbados) Investment Fund Limited – Equity Fund

#### *Opinion*

We have audited the financial statements of Royal Fidelity (Barbados) Investment Fund Limited – Equity Fund (the Fund), which comprise the statement of financial position as of 30 June 2017, and the statements of comprehensive income, changes in net assets attributable to holders of redeemable participating shares and cash flows for the year then ended, and notes to the financial statements, including a summary of significant accounting policies.

In our opinion, the accompanying financial statements present fairly, in all material respects, the financial position of the Fund as of 30 June 2017 and its financial performance and its cash flows for the year then ended in accordance with International Financial Reporting Standards.

#### *Basis for Opinion*

We conducted our audit in accordance with International Standards on Auditing (ISAs). Our responsibilities under those standards are further described in the *Auditors' Responsibilities for the Audit of the Financial Statements* section of our report. We are independent of the Fund in accordance with the International Ethics Standards Board for Accountants' Code of Ethics for Professional Accountants (IESBA Code), and we have fulfilled our other ethical responsibilities in accordance with the IESBA Code. We believe that the audit evidence we have obtained is sufficient and appropriate to provide a basis for our opinion.

#### *Responsibilities of Management and Those Charged with Governance for the Financial Statements*

Management is responsible for the preparation and fair presentation of the financial statements in accordance with International Financial Reporting Standards, and for such internal control as management determines is necessary to enable the preparation of financial statements that are free from material misstatement, whether due to fraud or error.

In preparing the financial statements, management is responsible for assessing the Fund's ability to continue as a going concern, disclosing, as applicable, matters related to going concern and using the going concern basis of accounting unless management either intends to liquidate the Fund or to cease operations, or has no realistic alternative but to do so.

Those charged with governance are responsible for overseeing the Fund's financial reporting process.

#### *Auditors' Responsibilities for the Audit of the Financial Statements*

Our objectives are to obtain reasonable assurance about whether the financial statements as a whole are free from material misstatement, whether due to fraud or error, and to issue an auditors' report that includes our opinion. Reasonable assurance is a high level of assurance, but is not a guarantee that an audit conducted in accordance with ISAs will always detect a material misstatement when it exists. Misstatements can arise from fraud or error and are considered material if, individually or in the aggregate, they could reasonably be expected to influence the economic decisions of users taken on the basis of these financial statements.

## INDEPENDENT AUDITORS' REPORT (CONT'D)

### To the Shareholders of Royal Fidelity (Barbados) Investment Fund Limited – Equity Fund

#### *Auditors' Responsibilities for the Audit of the Financial Statements (Continued)*

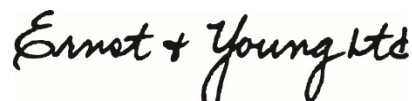
As part of an audit in accordance with ISAs, we exercise professional judgment and maintain professional skepticism throughout the audit. We also:

- Identify and assess the risks of material misstatement of the financial statements, whether due to fraud or error, design and perform audit procedures responsive to those risks, and obtain audit evidence that is sufficient and appropriate to provide a basis for our opinion. The risk of not detecting a material misstatement resulting from fraud is higher than for one resulting from error, as fraud may involve collusion, forgery, intentional omissions, misrepresentations, or the override of internal control.
- Obtain an understanding of internal control relevant to the audit in order to design audit procedures that are appropriate in the circumstances, but not for the purpose of expressing an opinion on the effectiveness of the Fund's internal control.
- Evaluate the appropriateness of accounting policies used and the reasonableness of accounting estimates and related disclosures made by management.
- Conclude on the appropriateness of management's use of the going concern basis of accounting and based on the audit evidence obtained, whether a material uncertainty exists related to events or conditions that may cast significant doubt on the Fund's ability to continue as a going concern. If we conclude that a material uncertainty exists, we are required to draw attention in our auditor's report to the related disclosures in the financial statements or, if such disclosures are inadequate, to modify our opinion. Our conclusions are based on the audit evidence obtained up to the date of our auditors' report. However, future events or conditions may cause the Fund to cease to continue as a going concern.
- Evaluate the overall presentation, structure and content of the financial statements, including the disclosures, and whether the financial statements represent the underlying transactions and events in a manner that achieves fair presentation.
- Obtain sufficient appropriate audit evidence regarding the financial information of the entities or business activities within the Fund to express an opinion on the financial statements. We are responsible for the direction, supervision and performance of the Fund audit. We remain solely responsible for our audit opinion.

We communicate with those charged with governance regarding, among other matters, the planned scope and timing of the audit and significant audit findings, including any significant deficiencies in internal control that we identify during our audit.

#### *Other Matter*

This report is made solely to the Fund's shareholders, as a body, in accordance with Section 147 of the Companies Act, 1982 of Barbados. Our audit work has been undertaken so that we might state to the Fund's shareholders those matters we are required to state to them in an auditors' report and for no other purpose. To the fullest extent permitted by law, we do not accept or assume responsibility to anyone other than the Fund and the Fund's shareholders as a body, for our audit work, for this report, or for the opinion we have formed.



CHARTERED ACCOUNTANTS

Barbados

31 October 2017

**Royal Fidelity (Barbados) Investment Fund Limited – Equity Fund**  
(Established under the laws of Barbados)

**Statement of Financial Position**  
As of 30 June 2017  
(Expressed in Barbados dollars)

	2017	2016
	\$	\$
<b>ASSETS</b>		
Cash at bank	1,170,996	237,170
Financial assets at fair value through profit or loss [Note 3]	<u>16,853,139</u>	<u>15,537,685</u>
<b>Total assets</b>	<b><u>18,024,135</u></b>	<b><u>15,774,855</u></b>
<b>LIABILITIES</b>		
Accrued expenses and other liabilities	<u>2,937</u>	<u>2,937</u>
<b>Liabilities (excluding net assets attributable to holders of redeemable participating shares)</b>	<b><u>2,937</u></b>	<b><u>2,937</u></b>
<b>Net assets attributable to holders of redeemable participating shares [Note 4]</b>	<b><u><u>18,021,198</u></u></b>	<b><u><u>15,771,918</u></u></b>

APPROVED BY THE BOARD OF DIRECTORS AND SIGNED ON ITS BEHALF BY:



\_\_\_\_\_  
Director



\_\_\_\_\_  
Director

31 October 2017  
\_\_\_\_\_  
Date

Date

## Royal Fidelity (Barbados) Investment Fund Limited – Equity Fund

### Statement of Comprehensive Income For the Year Ended 30 June 2017 (Expressed in Barbados dollars)

	2017 \$	2016 \$
<b>INVESTMENT INCOME</b>		
Net change in unrealised appreciation/depreciation of financial assets at fair value through profit or loss	1,536,853	95,041
Dividend	276,159	229,510
Net realised gain on financial assets at fair value through profit or loss	171,664	342,647
Interest	1,437	1,134
Foreign exchange loss	-	(4,325)
<b>Total investment income</b>	<b><u>1,986,113</u></b>	<b><u>664,007</u></b>
<b>EXPENSES</b>		
Advertising	17,625	-
Professional fees	4,023	10,028
Interest	-	172
Other	13,372	12,149
<b>Total expenses</b>	<b><u>35,020</u></b>	<b><u>22,349</u></b>
<b>Profit before tax</b>	<b>1,951,093</b>	<b>641,658</b>
Withholding taxes	(4,276)	(4,671)
<b>Increase in net assets attributable to holders of redeemable participating shares</b>	<b><u><u>1,946,817</u></u></b>	<b><u><u>636,987</u></u></b>

The accompanying notes are an integral part of these financial statements.

## Royal Fidelity (Barbados) Investment Fund Limited – Equity Fund

### Statement of Changes in Net Assets Attributable to Holders of Redeemable Participating Shares For the Year Ended 30 June 2017 (Expressed in Barbados dollars)

	2017		2016	
	Number of Shares	\$	Number of Shares	\$
Balance as of the beginning of the year	14,817,354	15,771,918	15,046,187	15,364,990
Subscriptions	801,121	930,832	217,040	225,194
Redemptions	(579,719)	(628,369)	(445,873)	(455,253)
Increase in net assets attributable to holders of redeemable participating shares	-	1,946,817	-	636,987
<b>Balance as of the end of the year</b>	<b><u>15,038,756</u></b>	<b><u>18,021,198</u></b>	<b><u>14,817,354</u></b>	<b><u>15,771,918</u></b>
<b>Net asset value per share: \$1.20 (2016: \$1.06)</b>				

The accompanying notes are an integral part of these financial statements.

## Royal Fidelity (Barbados) Investment Fund Limited – Equity Fund

### Statement of Cash Flows For the Year Ended 30 June 2017 (Expressed in Barbados dollars)

	2017	2016
	\$	\$
<b>CASH FLOWS FROM OPERATING ACTIVITIES</b>		
Purchases of financial assets at fair value through profit or loss	(3,666,902)	(4,068,329)
Proceeds from sales of financial assets at fair value through profit or loss	4,059,965	3,830,226
Dividends received, net of withholding taxes	271,883	224,839
Interest received	1,437	1,134
Interest paid	-	(172)
Payment of expenses	<u>(35,020)</u>	<u>(23,565)</u>
<b>Net cash from/(used in) operating activities</b>	<b><u>631,363</u></b>	<b><u>(35,867)</u></b>
<b>CASH FLOWS FROM FINANCING ACTIVITIES</b>		
Proceeds from subscriptions of redeemable participating shares	930,832	225,194
Payments for redemptions of redeemable participating shares	<u>(628,369)</u>	<u>(455,253)</u>
<b>Net cash from/(used in) financing activities</b>	<b><u>302,463</u></b>	<b><u>(230,059)</u></b>
<b>Net increase/(decrease) in cash and cash equivalents</b>	<b>933,826</b>	<b>(265,926)</b>
Cash and cash equivalents as of the beginning of the year	<u>237,170</u>	<u>503,096</u>
<b>Cash and cash equivalents as of the end of the year</b>	<b><u>1,170,996</u></b>	<b><u>237,170</u></b>
<b>CASH AND CASH EQUIVALENTS</b>		
Cash at bank	<b><u>1,170,996</u></b>	<b><u>237,170</u></b>

The accompanying notes are an integral part of these financial statements.



## Royal Fidelity (Barbados) Investment Fund Limited – Equity Fund

### Notes to the Financial Statements For the year ended 30 June 2017 (Expressed in Barbados dollars)

#### 1. General Information

Royal Fidelity (Barbados) Investment Fund Limited – Equity Fund (the Fund) is an investment holding vehicle for Royal Fidelity (Barbados) Investment Fund Limited (the Umbrella Fund), which is incorporated under the Companies Act, 1982 of Barbados and is licensed as a mutual fund under the Mutual Funds Act, 2002.

The Fund's investment objective is to provide a high rate of return through income yield and long term capital appreciation, which it achieves by investing in a diversified portfolio of equity securities of entities domiciled principally in the Caribbean, including investment funds invested in such equity securities.

The registered office of the Umbrella Fund is located at Fidelity House, 27 Pine Road, St. Michael, Barbados. The Fund's activities are managed entirely by the Umbrella Fund's service providers [Note 5].

Sub funds exist under the Umbrella Fund, and individual financial statements are prepared for each sub fund that can be obtained from the registered office of the Umbrella Fund.

#### 2. Summary of Significant Accounting Policies

The significant accounting policies applied in the preparation of the financial statements are set out below. These policies have been consistently applied to all years presented, unless otherwise stated.

##### (a) Basis of preparation

The financial statements are prepared in accordance with International Financial Reporting Standards (IFRS), and under the historical cost convention, except as disclosed in the accounting policies below.

The preparation of financial statements in conformity with IFRS requires the use of certain critical accounting estimates. It also requires management to exercise judgment in the process of applying the Fund's accounting policies. Estimates and judgments are continually evaluated and are based on historical experience and other factors, including expectations of future events that are believed to be reasonable under the circumstances. Actual results could differ from those estimates. The areas involving a higher degree of judgment or complexity, or areas where assumptions and estimates are significant to the financial statements, are disclosed in Note 2(e).

##### *New standards, amendments and interpretations adopted by the Fund*

Standards and amendments and interpretations to published standards that became effective for the Fund's financial year beginning on 1 July 2016 were either not relevant or not significant to the Fund's operations and accordingly did not have a material impact on the Fund's accounting policies or financial statements.

##### *New standards, amendments and interpretations not yet adopted by the Fund*

The application of new standards and amendments and interpretations to existing standards that have been published but are not yet effective are not expected to have a material impact on the Fund's accounting policies or financial statements in the financial period of initial application.

## Royal Fidelity (Barbados) Investment Fund Limited – Equity Fund

### Notes to the Financial Statements For the year ended 30 June 2017 (Expressed in Barbados dollars)

#### 2. Summary of Significant Accounting Policies (Continued)

##### (b) Investment entity

The Fund meets the definition of an investment entity defined in IFRS 10 *Consolidated Financial Statements* and IAS 28 *Investments in Associates and Joint Ventures*, which provide an exception to consolidation and equity method requirements for investment entities, with investment entities required to recognise investments in subsidiaries and associates at fair value through profit or loss.

Management has determined that the Fund meets the characteristics of an investment entity, as: it obtains funds from investors for the purposes of providing investment management services; its business purpose, as set out in its offering documents, is to invest for returns from investment income and capital appreciation; and the performance of investments is measured and evaluated on a fair value basis. Further, the Fund effects multiple investments through its holdings in equity securities and investment funds.

Accordingly, investments in subsidiaries and associates are recognised as financial assets at fair value through profit or loss and measured in accordance with the accounting policies disclosed in Note 2(e). These financial statements are the only financial statements presented by the Fund.

##### (c) Foreign currency translation

The financial statements are presented in Barbados dollars (BDS\$), which is the Fund's functional and presentation currency. The Fund's investment activities are conducted principally in BDS\$ and United States dollars (US\$).

Foreign currency transactions are translated into the functional currency using the exchange rates prevailing as of the dates of the transactions. Foreign exchange gains and losses resulting from the settlement of such transactions and from the translation at year-end exchange rates of monetary assets and liabilities denominated in foreign currencies are recognised in the statement of comprehensive income. Translation differences on financial assets measured at fair value through profit or loss are included as a part of the fair value gains and losses.

##### (d) Cash and cash equivalents

For the purposes of the statement of cash flows, cash and cash equivalents comprise demand deposits with banks, other short-term highly liquid financial assets with original contractual maturities of three (3) months or less and drawn-down margin credit facilities provided by banks.

##### (e) Financial assets at fair value through profit or loss

The Fund classifies its investments as financial assets at fair value through profit or loss. These financial assets are classified as held for trading or designated by the Directors as at fair value through profit or loss, at inception.

Financial assets held for trading are those acquired principally for the purposes of selling in the short term. Financial assets designated at fair value through profit or loss at inception are those that are managed and their performance evaluated on a fair value basis in accordance with the Fund's documented investment strategy. The Fund's financial assets at fair value through profit or loss have been designated as such by the Directors.

## Royal Fidelity (Barbados) Investment Fund Limited – Equity Fund

### Notes to the Financial Statements For the year ended 30 June 2017 (Expressed in Barbados dollars)

#### 2. Summary of Significant Accounting Policies (Continued)

##### (e) Financial assets at fair value through profit or loss (continued)

Regular purchases and sales of financial assets are recognised on the trade date – the date on which the Fund commits to purchase or sell the asset. Financial assets are initially recognised at fair value, and transaction costs for all financial assets carried at fair value through profit or loss are expensed as incurred. Financial assets are derecognised when the rights to receive cash flows from the financial assets have expired or the Fund has transferred substantially all risks and rewards of ownership.

Financial assets at fair value through profit or loss are subsequently measured at fair value. The fair value of financial assets traded in active markets (e.g. international securities exchange) is based on quoted prices as of the last business day of the financial reporting period. The fair value of restricted and other securities that are not traded in active markets is determined using valuation techniques, including comparable recent arm's length transactions, discounted cash flow analyses and other techniques commonly used by market participants. Investments in investment funds (investee funds) are valued based on the latest available redemption price of such units for each investee fund, as determined by the investee funds' administrators. The Fund reviews the details of the reported information obtained from the investee funds and considers: the liquidity of the investee fund and its underlying investments; the value date of the net asset value provided; any restrictions on redemptions; and the basis of accounting and, in instances where the basis of accounting is other than fair value, fair value information provided by the investee funds' advisors. If necessary, the Fund makes adjustments to the net asset value of various investee funds to obtain the best estimate of fair value.

Gains and losses arising from sales and changes in the fair value of financial assets at fair value through profit or loss are included in the statement of comprehensive income in the financial period in which they arise. Realised gains and losses are determined using the average cost method.

##### (f) Redeemable participating shares

The Fund issues redeemable participating shares, which are redeemable at the holder's option and are classified as financial liabilities. Redeemable participating shares can be put back to the Fund at any time for cash equal to a proportionate share of the Fund's net asset value. The redeemable participating shares are carried at the redemption amount that would be payable as of the date of the statement of financial position if the holders were to exercise the right to put the shares back to the Fund.

Redeemable participating shares are issued and redeemed at the holder's option at prices based on the Fund's net asset value per share at the time of issue or redemption. The Fund's net asset value per share is calculated by dividing the net assets attributable to holders of redeemable participating shares with the total number of outstanding redeemable participating shares.

## Royal Fidelity (Barbados) Investment Fund Limited – Equity Fund

### Notes to the Financial Statements For the year ended 30 June 2017 (Expressed in Barbados dollars)

#### 2. Summary of Significant Accounting Policies (Continued)

##### (g) Income and expense recognition

Interest income and expense are recognised in the statement of comprehensive income using the effective interest method. The effective interest method is a method of calculating the amortised cost of a financial asset or a financial liability and of allocating the interest income or interest expense over the relevant period. The effective interest rate is the rate that exactly discounts estimated future cash receipts or payments throughout the expected life of the financial instrument or, when appropriate, a shorter period to the net carrying amount of the financial asset or financial liability. When calculating the effective interest rate, the Fund estimates cash flows considering all contractual terms of the financial instrument but does not consider future credit losses. The calculation includes all fees and commissions paid or received between parties to the contract that are an integral part of the effective interest rate, transaction costs and all other premiums or discounts.

Dividend income is recognised when the right to receive payment has been established.

Other income and expenses are recognised on the accrual basis.

##### (h) Taxation

The Fund is licensed as an authorised mutual fund under the Mutual Funds Act, 2002 and is therefore not subject to corporate taxes on income derived from its investing activities, as all income is designated to be income of the redeemable participating shareholders. The Fund incurs withholding taxes imposed by certain countries on investment income and capital gains for investments domiciled in those countries. Such income and gains are recorded gross of withholding taxes in the statement of comprehensive income, and withholding taxes are shown as a separate line item.

##### (i) Corresponding figures

Where necessary, corresponding figures are adjusted to conform with changes in presentation in the current period.

#### 3. Financial Assets at Fair Value Through Profit or Loss

The Fund ranks its financial assets based on the hierarchy of valuation techniques required by IFRS, which is determined based on whether the inputs to those valuation techniques are observable or unobservable. Observable inputs reflect market data obtained from independent sources; unobservable inputs reflect the Fund's market assumptions. These two (2) types of inputs lead to the following fair value hierarchy:

*Level 1* – Quoted prices (unadjusted) in active markets for identical assets or liabilities.

*Level 2* – Inputs other than quoted prices included within Level 1 that are observable for the asset or liability, either directly (that is, as prices) or indirectly (that is, derived from prices).

*Level 3* – Inputs for the asset or liability that are not based on observable market data (unobservable inputs).

This hierarchy requires the use of observable market data when available. The Fund considers relevant and observable market prices in its valuations where possible.

## Royal Fidelity (Barbados) Investment Fund Limited – Equity Fund

### Notes to the Financial Statements For the year ended 30 June 2017 (Expressed in Barbados dollars)

#### 3. Financial Assets at Fair Value Through Profit or Loss (Continued)

The level in the fair value hierarchy within which the fair value measurement is categorised in its entirety is determined on the basis of the lowest level input that is significant to the fair value measurement in its entirety. For this purpose, the significance of an input is assessed against the fair value measurement in its entirety. If a fair value measurement uses observable inputs that require significant adjustment based on unobservable inputs, that measurement is a Level 3 measurement. Assessing the significance of a particular input to the fair value measurement in its entirety requires judgment, considering factors specific to the asset.

The determination of what constitutes ‘observable’ requires significant judgment by the Fund. The Fund considers observable data to be that market data that is readily available, regularly distributed or updated, reliable and verifiable, not proprietary, and provided by independent sources that are actively involved in the relevant market.

The fair value of financial instruments traded in active markets is based on quoted market prices at the date of the statement of financial position. A market is regarded as active if quoted prices are readily and regularly available from the exchange, dealer, broker, industry group, pricing service or regulatory agency, and those prices represent actual and regularly occurring market transactions on an arm’s length basis. These instruments are included in Level 1.

Financial instruments that trade in markets that are not considered to be active but are valued based on quoted market prices, dealer quotations or alternative pricing sources supported by observable inputs are classified within Level 2.

Financial instruments classified within Level 3 have significant unobservable inputs, as they trade infrequently. Level 3 instruments include unlisted securities that have significant unobservable components, including investment funds.

	<b>2017</b>	<b>2016</b>
	\$	\$
<i>Level 2</i>		
Equity securities	<u>8,956,804</u>	<u>7,291,299</u>
<i>Level 3</i>		
Investment funds	<u>7,896,335</u>	<u>8,246,386</u>
<b>Total</b>	<b><u>16,853,139</u></b>	<b><u>15,537,685</u></b>

As of 30 June 2017, the cost of financial assets at fair value through profit or loss is \$15,022,663 (2016: \$15,244,062), of which \$7,315,484 (2016: \$8,572,752) represents Level 3 securities.

## Royal Fidelity (Barbados) Investment Fund Limited – Equity Fund

### Notes to the Financial Statements For the year ended 30 June 2017 (Expressed in Barbados dollars)

#### 3. Financial Assets at Fair Value Through Profit or Loss (Continued)

Movements in Level 3 investment funds comprise:

	2017	2016
	\$	\$
Balance as of the beginning of the year	8,246,386	9,238,136
Purchases	-	400,000
Sales	(1,290,300)	(1,029,382)
Net realised gain/(loss)	33,032	14,504
Net change in unrealised appreciation/depreciation	<u>907,217</u>	<u>(376,872)</u>
<b>Balance as of the end of the year</b>	<b><u>7,896,335</u></b>	<b><u>8,246,386</u></b>

Investment funds comprise the investments in redeemable participating shares of related party funds [Note 5].

#### 4. Share Capital

The authorised share capital of the Fund is unlimited, and currently comprises non-voting redeemable participating shares (redeemable participating shares). Redeemable participating shares fully participate in the profits and losses of the Fund.

The redeemable participating shares were initially issued at \$1.00 per share. Thereafter, redeemable participating shares are issued on the first business day of each calendar month (dealing date) at the net asset value (NAV) per share as of the close of the last business day of the calendar month that precedes the dealing date (valuation date). Redeemable participating shares may be redeemed at the holder's option, upon giving fifteen (15) days prior written notice, at the NAV per share as of the valuation date.

As of 30 June 2017 and 2016, all of the redeemable participating shares are owned by Strategic Growth Fund and Select Balanced Fund (the sub funds), which are sub funds of the Umbrella Fund.

#### 5. Related Party Balances and Transactions

The Fund does not have employees and its activities are directed and managed by the service providers of the Umbrella Fund, all of which are related parties. Related parties include those entities and individuals that have the ability to control or exercise significant influence over the Fund in making financial or operational decisions, and entities that are controlled, jointly controlled or significantly influenced by them.

##### (a) Investment management

Pursuant to an agreement with the Umbrella Fund dated 24 November 2008, Royal Fidelity Merchant Bank & Trust (Barbados) Limited (the Investment Manager), a bank incorporated and licensed in Barbados, serves as the Fund's investment manager. The Investment Manager is responsible for the implementation of the Fund's investment strategy and has sole responsibility for the investing and reinvesting of the Fund's assets.

The fees charged by the Investment Manager for services rendered to the Fund are borne directly by the sub funds.

## Royal Fidelity (Barbados) Investment Fund Limited – Equity Fund

### Notes to the Financial Statements For the year ended 30 June 2017 (Expressed in Barbados dollars)

#### 5. Related Party Balances and Transactions (Continued)

##### (b) Administration

Pursuant to an agreement with the Umbrella Fund dated 24 November 2008, Royal Fidelity Capital Markets (Barbados) Limited (the Administrator), a company incorporated and licensed in Barbados, serves as the Fund's administrator. The Administrator is entitled to an administration fee, which is paid out of the management fee.

##### (c) Custody

Pursuant to an agreement with the Umbrella Fund dated 24 November 2008, Royal Bank of Canada Financial Corporation (the Custodian), a bank incorporated and licensed in Barbados and an affiliate of the Investment Manager, serves as the Fund's primary custodian and escrow agent. The Custodian is entitled to a custodian fee, which is paid out of the management fee.

##### (d) Directors and officers

Certain directors of the Fund are also directors or officers of the Investment Manager and its subsidiaries; and the Custodian.

##### (e) Cash at bank and margin credit facility

The Fund has demand deposit accounts with the Investment Manager, which do not earn interest (2016: 1.25% per annum for balances greater than \$10,000). As of 30 June 2017, the balances totalled \$1,170,996 (2016: \$237,170). Interest income earned during the year on the deposits totalled \$1,437 (2016: \$1,134).

The Fund has a line of credit with the Investment Manager up to 50.00% of the fair value of its financial assets, which incurs interest at a rate of 6.00% per annum. The Fund has pledged its financial assets in support of this margin credit facility. The facility was not utilised during the current year, and accordingly, the Fund did not incur interest expense (2016: \$172).

##### (f) Financial assets at fair value through profit or loss

As of 30 June 2017, the Fund has investments in securities of related parties classified as financial assets at fair value through profit or loss, which comprise:

	2017 \$	2016 \$
Royal Fidelity (Barbados) Investment Fund Limited – Index Linked Sub Fund TIGRS A3	-	1,290,300
Royal Fidelity International Investment Fund Limited – Hedge Strategies Sub Fund	633,305	594,795
Royal Fidelity International Investment Fund Limited – International Opportunities Sub Fund	<u>7,263,030</u>	<u>6,361,291</u>
	<u><u>7,896,335</u></u>	<u><u>8,246,386</u></u>

## Royal Fidelity (Barbados) Investment Fund Limited – Equity Fund

### Notes to the Financial Statements For the year ended 30 June 2017 (Expressed in Barbados dollars)

#### 6. Financial Risk Management

The Fund engages in transactions that expose it to market risk (which includes price, currency and interest rate risks), credit risk and liquidity risk in the normal course of operations. The Fund's financial performance is affected by its ability to understand and effectively manage these risks.

The Fund's Investment Manager is responsible for identifying and managing risks. The Directors monitor the Investment Manager and are ultimately responsible for the overall financial risk management of the Fund.

Monitoring and controlling risks is performed through the establishment of limits by the Directors, which reflect the business strategy, including the level of risk that the Fund is willing to accept and the market environment in which the Fund operates. In addition, the Fund monitors and measures the overall level of risk in relation to the aggregate risk exposure across all risk types and activities.

##### *Concentration of risks*

Concentration of risk indicates the relative sensitivity of the Fund's performance to developments affecting a particular industry or geographical location, and arises: when a significant proportion of financial instruments or contracts are entered into with the same counterparty; or where a significant proportion of counterparties are engaged in similar business activities, or activities in the same geographical region, or that have similar economic features that would cause their ability to meet contractual obligations to be similarly affected by changes in economic, political or other conditions. Concentration of foreign exchange risk arises when the Fund has a significant net open position in a single foreign currency, or aggregate net open positions in several currencies that are historically positively correlated. Concentration of liquidity risk arises from the repayment terms of financial liabilities, sources of borrowing facilities or reliance on a particular market in which to realise liquid assets.

To mitigate excessive concentration of risk, the Fund's policies and procedures include specific guidelines to maintain appropriate diversification.

##### (a) Market risk

###### *Price risk*

Price risk is the risk that the fair values and/or amounts realised on sales of financial instruments may fluctuate significantly as a result of changes in market prices. Price risk arises from the Fund's investments in equity securities and investment funds, and is managed through diversification of the portfolio, with asset allocation guidelines recommended by the Investment Manager and approved by the Directors.

The effect on the fair value of financial assets at fair value through profit or loss due to changes in market prices of 1.00%, with all other variables held constant, is as follows:

	2017 \$	2016 \$
Equity securities	89,568	72,913
Investment funds	78,963	82,464
	<u>168,531</u>	<u>155,377</u>



## Royal Fidelity (Barbados) Investment Fund Limited – Equity Fund

### Notes to the Financial Statements For the year ended 30 June 2017 (Expressed in Barbados dollars)

#### 6. Financial Risk Management (Continued)

##### (a) Market risk (continued)

###### *Price risk (continued)*

The Fund has significant geographical concentration risk, with approximately 33.08% (2016: 51.94%) of the financial assets at fair value through profit or loss representing issuers of securities domiciled in Barbados, and 46.86% (2016: 44.77%) representing issuers of securities domiciled in the Commonwealth of The Bahamas. All other financial assets at fair value through profit or loss represent issuers of securities domiciled in other Caribbean countries.

###### *Currency risk*

Currency risk is the risk that the fair values and/or amounts realised on sales of financial instruments or the settlement of financial liabilities may fluctuate due to change in foreign exchange rates. The Fund is directly exposed to currency risk through its investments in financial assets at fair value through profit or loss denominated in foreign currencies, predominantly the US\$. However, this risk is mitigated because the BDS\$:US\$ exchange rate is fixed at 2:1. The remaining currencies are not hedged, but are not considered to be significant exposures.

(Expressed in Barbados dollars)	BDS\$ \$	TTS \$	CAS \$	US\$ \$	Total \$
<b>As of 30 June 2017</b>					
Cash at bank	1,152,445	18,551	-	-	1,170,996
Financial assets at fair value through profit or loss	<u>5,574,700</u>	<u>1,762,171</u>	<u>1,619,933</u>	<u>7,896,335</u>	<u>16,853,139</u>
	<u><b>6,727,145</b></u>	<u><b>1,780,722</b></u>	<u><b>1,619,933</b></u>	<u><b>7,896,335</b></u>	<u><b>18,024,135</b></u>
<b>As of 30 June 2016</b>					
Cash at bank	202,720	34,450	-	-	237,170
Financial assets at fair value through profit or loss	<u>8,070,265</u>	<u>511,334</u>	<u>-</u>	<u>6,956,086</u>	<u>15,537,685</u>
	<u><b>8,272,985</b></u>	<u><b>545,784</b></u>	<u><b>-</b></u>	<u><b>6,956,086</b></u>	<u><b>15,774,855</b></u>

###### *Interest rate risk*

Fair value and cash flow interest rate risks are the risks that the fair values or future cash flows of financial instruments will fluctuate because of changes in market interest rates. The Fund takes on exposure to the effects of fluctuations in the prevailing levels of market interest rates on its fair value risk through its cash at bank that earns interest at fixed rates. The Fund has elected not to hedge its exposure to fair value interest rate risk, and considers it to be minimal, as it maintains cash solely for liquidity purposes.

## **Royal Fidelity (Barbados) Investment Fund Limited – Equity Fund**

### **Notes to the Financial Statements For the year ended 30 June 2017 (Expressed in Barbados dollars)**

#### **6. Financial Risk Management (Continued)**

##### **(b) Credit risk**

Credit risk is the risk that a counterparty will be unable or unwilling to meet a commitment that is entered into with the Fund. The Fund's investment strategy exposes it to credit risk. All transactions in listed securities are settled/paid for upon delivery using approved brokers. The risk of default is considered minimal, as delivery of securities sold is only made once the broker has received payment. Payment is made on a purchase once the securities have been received by the broker. The trade will fail if either party fails to meet its obligation.

Further, cash balances and securities held in custody are placed with financial institutions in good standing with the relevant regulators.

##### **(c) Liquidity risk**

Liquidity risk is the risk that the Fund is unable to meet its payment obligations associated with its financial liabilities when they come due. The Fund is exposed to monthly redemptions of redeemable participating shares, however its financial assets are generally longer term. The Fund has the ability to liquidate/redeem its positions on a daily basis for exchange traded securities, subject to concentration risk, and on a monthly basis for non-exchange traded investment funds to meet payment obligations, as financial assets are principally considered to be marketable and can be sold/redeemed in response to liquidity needs. Further, the Fund has the ability to borrow in the short term using its financial assets as collateral.

All financial liabilities are due on demand, however amounts owing to redeemable participating shareholders are not expected to be demanded in the short term as shareholders typically retain such shares for the medium to long term. All financial assets are current, and either due on demand or within one (1) month.

#### **7. Fair Value of Financial Instruments**

Financial instruments utilised by the Fund comprise the recorded financial assets and liabilities disclosed in the financial statements. The Fund's financial instruments are principally short term in nature, have interest rates that reset to market rates, or are carried at fair value; accordingly, their fair values approximate their carrying values.

Financial instruments, for which the fair value hierarchy is not disclosed, are principally Level 2 in the fair value hierarchy.

#### **8. Capital Management**

The capital of the Fund is represented by the net assets attributable to the holders of redeemable participating shares. The amount of net assets attributable to these shareholders can change significantly on a monthly basis, as the Fund is subject to monthly subscriptions and redemptions at the discretion of the shareholders. The Fund's objective when managing capital is to safeguard the Fund's ability to continue as a going concern in order to provide returns for shareholders and to maintain a strong capital base to support the development of the investment activities of the Fund.

## **Royal Fidelity (Barbados) Investment Fund Limited – Equity Fund**

**Notes to the Financial Statements**  
**For the year ended 30 June 2017**  
**(Expressed in Barbados dollars)**

### **8. Capital Management (Continued)**

In order to maintain or adjust the capital structure, the Fund:

- monitors the level of monthly subscriptions and redemptions relative to financial assets it expects to be able to liquidate within one (1) month.
- issues new shares and redeems existing shares in accordance with the constitutional documents of the Fund, which include the ability to restrict redemptions and require certain minimum holdings and subscriptions.

The Directors and the Investment Manager monitor capital of the Fund on the basis of the value of net assets attributable to redeemable participating shareholders.

**Royal Fidelity (Barbados) Investment Fund  
Limited - Fixed Income Fund**

Financial Statements  
For the year ended 30 June 2017



Ernst & Young Ltd  
P.O. Box 261  
Bridgetown, BB11000  
Barbados, W.I.

Tel: 246 430 3900  
Fax: 246 426 9551  
246 430 3879  
246 430 1352  
www.ey.com

Street Address  
One Welches  
Welches  
St. Thomas, BB22025  
Barbados, W.I.

## INDEPENDENT AUDITORS' REPORT

### To the Shareholders of Royal Fidelity (Barbados) Investment Fund Limited – Fixed Income Fund

#### *Opinion*

We have audited the financial statements of Royal Fidelity (Barbados) Investment Fund Limited – Fixed Income Fund (the Fund), which comprise the statement of financial position as of 30 June 2017, and the statements of comprehensive income, changes in net assets attributable to holders of redeemable participating shares and cash flows for the year then ended, and notes to the financial statements, including a summary of significant accounting policies.

In our opinion, the accompanying financial statements present fairly, in all material respects, the financial position of the Fund as of 30 June 2017 and its financial performance and its cash flows for the year then ended in accordance with International Financial Reporting Standards.

#### *Basis for Opinion*

We conducted our audit in accordance with International Standards on Auditing (ISAs). Our responsibilities under those standards are further described in the *Auditors' Responsibilities for the Audit of the Financial Statements* section of our report. We are independent of the Fund in accordance with the International Ethics Standards Board for Accountants' Code of Ethics for Professional Accountants (IESBA Code), and we have fulfilled our other ethical responsibilities in accordance with the IESBA Code. We believe that the audit evidence we have obtained is sufficient and appropriate to provide a basis for our opinion.

#### *Responsibilities of Management and Those Charged with Governance for the Financial Statements*

Management is responsible for the preparation and fair presentation of the financial statements in accordance with International Financial Reporting Standards, and for such internal control as management determines is necessary to enable the preparation of financial statements that are free from material misstatement, whether due to fraud or error.

In preparing the financial statements, management is responsible for assessing the Fund's ability to continue as a going concern, disclosing, as applicable, matters related to going concern and using the going concern basis of accounting unless management either intends to liquidate the Fund or to cease operations, or has no realistic alternative but to do so.

Those charged with governance are responsible for overseeing the Fund's financial reporting process.

#### *Auditors' Responsibilities for the Audit of the Financial Statements*

Our objectives are to obtain reasonable assurance about whether the financial statements as a whole are free from material misstatement, whether due to fraud or error, and to issue an auditors' report that includes our opinion. Reasonable assurance is a high level of assurance, but is not a guarantee that an audit conducted in accordance with ISAs will always detect a material misstatement when it exists. Misstatements can arise from fraud or error and are considered material if, individually or in the aggregate, they could reasonably be expected to influence the economic decisions of users taken on the basis of these financial statements.

## INDEPENDENT AUDITORS' REPORT (CONT'D)

### To the Shareholders of Royal Fidelity (Barbados) Investment Fund Limited – Fixed Income Fund

#### *Auditors' Responsibilities for the Audit of the Financial Statements (Continued)*

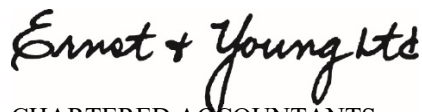
As part of an audit in accordance with ISAs, we exercise professional judgment and maintain professional skepticism throughout the audit. We also:

- Identify and assess the risks of material misstatement of the financial statements, whether due to fraud or error, design and perform audit procedures responsive to those risks, and obtain audit evidence that is sufficient and appropriate to provide a basis for our opinion. The risk of not detecting a material misstatement resulting from fraud is higher than for one resulting from error, as fraud may involve collusion, forgery, intentional omissions, misrepresentations, or the override of internal control.
- Obtain an understanding of internal control relevant to the audit in order to design audit procedures that are appropriate in the circumstances, but not for the purpose of expressing an opinion on the effectiveness of the Fund's internal control.
- Evaluate the appropriateness of accounting policies used and the reasonableness of accounting estimates and related disclosures made by management.
- Conclude on the appropriateness of management's use of the going concern basis of accounting and based on the audit evidence obtained, whether a material uncertainty exists related to events or conditions that may cast significant doubt on the Fund's ability to continue as a going concern. If we conclude that a material uncertainty exists, we are required to draw attention in our auditor's report to the related disclosures in the financial statements or, if such disclosures are inadequate, to modify our opinion. Our conclusions are based on the audit evidence obtained up to the date of our auditors' report. However, future events or conditions may cause the Fund to cease to continue as a going concern.
- Evaluate the overall presentation, structure and content of the financial statements, including the disclosures, and whether the financial statements represent the underlying transactions and events in a manner that achieves fair presentation.
- Obtain sufficient appropriate audit evidence regarding the financial information of the entities or business activities within the Fund to express an opinion on the financial statements. We are responsible for the direction, supervision and performance of the Fund audit. We remain solely responsible for our audit opinion.

We communicate with those charged with governance regarding, among other matters, the planned scope and timing of the audit and significant audit findings, including any significant deficiencies in internal control that we identify during our audit.

#### *Other Matter*

This report is made solely to the Fund's shareholders, as a body, in accordance with Section 147 of the Companies Act, 1982 of Barbados. Our audit work has been undertaken so that we might state to the Fund's shareholders those matters we are required to state to them in an auditors' report and for no other purpose. To the fullest extent permitted by law, we do not accept or assume responsibility to anyone other than the Fund and the Fund's shareholders as a body, for our audit work, for this report, or for the opinion we have formed.



CHARTERED ACCOUNTANTS  
Barbados  
31 October 2017

**Royal Fidelity (Barbados) Investment Fund Limited – Fixed Income Fund**  
(Established under the laws of Barbados)

Statement of Financial Position  
As of 30 June 2017  
(Expressed in Barbados dollars)

	2017	2016
	\$	\$
<b>ASSETS</b>		
Cash at bank	7,579,837	1,549,210
Financial assets at fair value through profit or loss [Note 3]	35,556,580	34,817,072
Dividends receivable	26,000	-
Withholding taxes receivable	159,228	95,116
	<u>43,321,645</u>	<u>36,461,398</u>
<b>LIABILITIES</b>		
Accrued expenses and other liabilities	3,000	-
	<u>3,000</u>	<u>-</u>
Liabilities (excluding net assets attributable to holders of redeemable participating shares)	<u>3,000</u>	<u>-</u>
Net assets attributable to holders of redeemable participating shares [Note 4]	<u><u>43,318,645</u></u>	<u><u>36,461,398</u></u>

APPROVED BY THE BOARD OF DIRECTORS AND SIGNED ON ITS BEHALF BY:



Director



Director

31 October 2017

Date

## Royal Fidelity (Barbados) Investment Fund Limited – Fixed Income Fund

### Statement of Comprehensive Income For the Year Ended 30 June 2017 (Expressed in Barbados dollars)

	2017 \$	2016 \$
<b>INVESTMENT INCOME</b>		
Interest	1,918,132	1,723,418
Net change in unrealised appreciation/depreciation of financial assets at fair value through profit or loss	620,875	(79,615)
Dividend	52,094	48,000
Net realised loss on financial assets at fair value through profit or loss	<u>(370,816)</u>	<u>(12,872)</u>
<b>Total investment income</b>	<b><u>2,220,285</u></b>	<b><u>1,678,931</u></b>
<b>EXPENSES</b>		
Advertising	17,625	-
Professional fees	6,605	6,767
Currency conversion fees	88,941	-
Other	<u>-</u>	<u>1,621</u>
<b>Total expenses</b>	<b><u>113,171</u></b>	<b><u>8,388</u></b>
<b>Increase in net assets attributable to holders of redeemable participating shares</b>	<b><u><u>2,107,114</u></u></b>	<b><u><u>1,670,543</u></u></b>

The accompanying notes are an integral part of these financial statements.



## Royal Fidelity (Barbados) Investment Fund Limited – Fixed Income Fund

### Statement of Changes in Net Assets Attributable to Holders of Redeemable Participating Shares For the Year Ended 30 June 2017 (Expressed in Barbados dollars)

	2017		2016	
	Number of Shares	\$	Number of Shares	\$
Balance as of the beginning of the year	33,027,583	36,461,398	29,282,188	30,710,613
Subscriptions	5,072,131	5,785,007	4,919,615	5,345,755
Redemptions	(907,123)	(1,034,874)	(1,174,220)	(1,265,513)
Increase in net assets attributable to holders of redeemable participating shares	-	2,107,114	-	1,670,543
<b>Balance as of the end of the year</b>	<b><u>37,192,591</u></b>	<b><u>43,318,645</u></b>	<b><u>33,027,583</u></b>	<b><u>36,461,398</u></b>
<b>Net asset value per share: \$1.16 (2016: \$1.10)</b>				

The accompanying notes are an integral part of these financial statements.

## Royal Fidelity (Barbados) Investment Fund Limited – Fixed Income Fund

### Statement of Cash Flows For the Year Ended 30 June 2017 (Expressed in Barbados dollars)

	2017	2016
	\$	\$
<b>CASH FLOWS FROM OPERATING ACTIVITIES</b>		
Purchases of financial assets at fair value through profit or loss	(16,790,586)	(9,939,729)
Proceeds from sales of financial assets at fair value through profit or loss	16,292,399	4,840,070
Interest received	1,926,870	1,703,303
Dividends received	26,094	48,000
Net increase in withholding taxes receivable	(64,112)	(50,383)
Payment of expenses	(110,171)	(8,388)
	<u>1,280,494</u>	<u>(3,407,127)</u>
<b>Net cash from/(used in) operating activities</b>		
<b>CASH FLOWS FROM FINANCING ACTIVITIES</b>		
Proceeds from subscriptions of redeemable participating shares	5,785,007	5,345,755
Payments for redemptions of redeemable participating shares	(1,034,874)	(1,265,513)
	<u>4,750,133</u>	<u>4,080,242</u>
<b>Net cash from financing activities</b>		
<b>Net increase in cash and cash equivalents</b>		
	<b>6,030,627</b>	<b>673,115</b>
Cash and cash equivalents as of the beginning of the year	<u>1,549,210</u>	<u>876,095</u>
<b>Cash and cash equivalents as of the end of the year</b>		
	<u><b>7,579,837</b></u>	<u><b>1,549,210</b></u>
<b>CASH AND CASH EQUIVALENTS</b>		
Cash at bank	<u><b>7,579,837</b></u>	<u><b>1,549,210</b></u>

The accompanying notes are an integral part of these financial statements.

## Royal Fidelity (Barbados) Investment Fund Limited – Fixed Income Fund

### Notes to the Financial Statements For the year ended 30 June 2017 (Expressed in Barbados dollars)

#### 1. General Information

Royal Fidelity (Barbados) Investment Fund Limited – Fixed Income Fund (the Fund) is an investment holding vehicle for Royal Fidelity (Barbados) Investment Fund Limited (the Umbrella Fund), which is incorporated under the Companies Act, 1982 of Barbados and is licensed as a mutual fund under the Mutual Funds Act, 2002.

The Fund's investment objective is to provide long term, above average income and capital stability with a moderate level of investment risk, which it achieves by investing in a diversified portfolio of fixed income securities of entities domiciled principally in the Caribbean, including investment funds invested in such fixed income securities.

The registered office of the Umbrella Fund is located at Fidelity House, 27 Pine Road, St. Michael, Barbados. The Fund's activities are managed entirely by the Umbrella Fund's service providers [Note 5].

Sub funds exist under the Umbrella Fund, and individual financial statements are prepared for each sub fund that can be obtained from the registered office of the Umbrella Fund.

#### 2. Summary of Significant Accounting Policies

The significant accounting policies applied in the preparation of the financial statements are set out below. These policies have been consistently applied to all years presented, unless otherwise stated.

##### (a) Basis of preparation

The financial statements are prepared in accordance with International Financial Reporting Standards (IFRS), and under the historical cost convention, except as disclosed in the accounting policies below.

The preparation of financial statements in conformity with IFRS requires the use of certain critical accounting estimates. It also requires management to exercise judgment in the process of applying the Fund's accounting policies. Estimates and judgments are continually evaluated and are based on historical experience and other factors, including expectations of future events that are believed to be reasonable under the circumstances. Actual results could differ from those estimates. The areas involving a higher degree of judgment or complexity, or areas where assumptions and estimates are significant to the financial statements, are disclosed in Note 2(e).

##### *New standards, amendments and interpretations adopted by the Fund*

Standards and amendments and interpretations to published standards that became effective for the Fund's financial year beginning on 1 July 2016 were either not relevant or not significant to the Fund's operations and accordingly did not have a material impact on the Fund's accounting policies or financial statements.

##### *New standards, amendments and interpretations not yet adopted by the Fund*

The application of new standards and amendments and interpretations to existing standards that have been published but are not yet effective are not expected to have a material impact on the Fund's accounting policies or financial statements in the financial period of initial application.

## Royal Fidelity (Barbados) Investment Fund Limited – Fixed Income Fund

### Notes to the Financial Statements For the year ended 30 June 2017 (Expressed in Barbados dollars)

#### 2. Summary of Significant Accounting Policies (Continued)

##### (b) Investment entity

The Fund meets the definition of an investment entity defined in IFRS 10 *Consolidated Financial Statements* and IAS 28 *Investments in Associates and Joint Ventures*, which provide an exception to consolidation and equity method requirements for investment entities, with investment entities required to recognise investments in subsidiaries and associates at fair value through profit or loss.

Management has determined that the Fund meets the characteristics of an investment entity, as: it obtains funds from investors for the purposes of providing investment management services; its business purpose, as set out in its offering documents, is to invest for returns from investment income and capital appreciation; and the performance of investments is measured and evaluated on a fair value basis. Further, the Fund effects multiple investments through its holdings in fixed income securities and investment funds.

Accordingly, investments in subsidiaries and associates are recognised as financial assets at fair value through profit or loss and measured in accordance with the accounting policies disclosed in Note 2(e). These financial statements are the only financial statements presented by the Fund.

##### (c) Foreign currency translation

The financial statements are presented in Barbados dollars (BDS\$), which is the Fund's functional and presentation currency. The Fund's investment activities are conducted principally in BDS\$ and United States dollars (US\$).

Foreign currency transactions are translated into the functional currency using the exchange rates prevailing as of the dates of the transactions. Foreign exchange gains and losses resulting from the settlement of such transactions and from the translation at year-end exchange rates of monetary assets and liabilities denominated in foreign currencies are recognised in the statement of comprehensive income. Translation differences on financial assets measured at fair value through profit or loss are included as a part of the fair value gains and losses.

##### (d) Cash and cash equivalents

For the purposes of the statement of cash flows, cash and cash equivalents comprise demand deposits with banks, other short-term highly liquid financial assets with original contractual maturities of three (3) months or less and drawn-down margin credit facilities provided by banks.

##### (e) Financial assets at fair value through profit or loss

The Fund classifies its investments as financial assets at fair value through profit or loss. These financial assets are classified as held for trading or designated by the Directors as at fair value through profit or loss, at inception.

Financial assets held for trading are those acquired principally for the purposes of selling in the short term. Financial assets designated at fair value through profit or loss at inception are those that are managed and their performance evaluated on a fair value basis in accordance with the Fund's documented investment strategy. The Fund's financial assets at fair value through profit or loss have been designated as such by the Directors.

## Royal Fidelity (Barbados) Investment Fund Limited – Fixed Income Fund

### Notes to the Financial Statements For the year ended 30 June 2017 (Expressed in Barbados dollars)

#### 2. Summary of Significant Accounting Policies (Continued)

##### (e) Financial assets at fair value through profit or loss (continued)

Regular purchases and sales of financial assets are recognised on the trade date – the date on which the Fund commits to purchase or sell the asset. Financial assets are initially recognised at fair value, and transaction costs for all financial assets carried at fair value through profit or loss are expensed as incurred. Financial assets are derecognised when the rights to receive cash flows from the financial assets have expired or the Fund has transferred substantially all risks and rewards of ownership.

Financial assets at fair value through profit or loss are subsequently measured at fair value. The fair value of financial assets traded in active markets (e.g. international securities exchange) is based on quoted prices as of the last business day of the financial reporting period. The fair value of restricted and other securities that are not traded in active markets is determined using valuation techniques, including comparable recent arm's length transactions, discounted cash flow analyses and other techniques commonly used by market participants. Investments in investment funds (investee funds) are valued based on the latest available redemption price of such units for each investee fund, as determined by the investee funds' administrators. The Fund reviews the details of the reported information obtained from the investee funds and considers: the liquidity of the investee fund and its underlying investments; the value date of the net asset value provided; any restrictions on redemptions; and the basis of accounting and, in instances where the basis of accounting is other than fair value, fair value information provided by the investee funds' advisors. If necessary, the Fund makes adjustments to the net asset value of various investee funds to obtain the best estimate of fair value.

Gains and losses arising from sales and changes in the fair value of financial assets at fair value through profit or loss are included in the statement of comprehensive income in the financial period in which they arise. Realised gains and losses are determined using the average cost method.

##### (f) Redeemable participating shares

The Fund issues redeemable participating shares, which are redeemable at the holder's option and are classified as financial liabilities. Redeemable participating shares can be put back to the Fund at any time for cash equal to a proportionate share of the Fund's net asset value. The redeemable participating shares are carried at the redemption amount that would be payable as of the date of the statement of financial position if the holders were to exercise the right to put the shares back to the Fund.

Redeemable participating shares are issued and redeemed at the holder's option at prices based on the Fund's net asset value per share at the time of issue or redemption. The Fund's net asset value per share is calculated by dividing the net assets attributable to holders of redeemable participating shares with the total number of outstanding redeemable participating shares.

## Royal Fidelity (Barbados) Investment Fund Limited – Fixed Income Fund

### Notes to the Financial Statements For the year ended 30 June 2017 (Expressed in Barbados dollars)

#### 2. Summary of Significant Accounting Policies (Continued)

##### (g) Income and expense recognition

Interest income and expense are recognised in the statement of comprehensive income using the effective interest method. The effective interest method is a method of calculating the amortised cost of a financial asset or a financial liability and of allocating the interest income or interest expense over the relevant period. The effective interest rate is the rate that exactly discounts estimated future cash receipts or payments throughout the expected life of the financial instrument or, when appropriate, a shorter period to the net carrying amount of the financial asset or financial liability. When calculating the effective interest rate, the Fund estimates cash flows considering all contractual terms of the financial instrument but does not consider future credit losses. The calculation includes all fees and commissions paid or received between parties to the contract that are an integral part of the effective interest rate, transaction costs and all other premiums or discounts.

Dividend income is recognised when the right to receive payment has been established.

Other income and expenses are recognised on the accrual basis.

##### (h) Taxation

The Fund is licensed as an authorised mutual fund under the Mutual Funds Act, 2002 and is therefore not subject to corporate taxes on income derived from its investing activities, as all income is designated to be income of the redeemable participating shareholders.

##### (i) Corresponding figures

Where necessary, corresponding figures are adjusted to conform with changes in presentation in the current period.

#### 3. Financial Assets at Fair Value Through Profit or Loss

The Fund ranks its financial assets based on the hierarchy of valuation techniques required by IFRS, which is determined based on whether the inputs to those valuation techniques are observable or unobservable. Observable inputs reflect market data obtained from independent sources; unobservable inputs reflect the Fund's market assumptions. These two (2) types of inputs lead to the following fair value hierarchy:

*Level 1* – Quoted prices (unadjusted) in active markets for identical assets or liabilities.

*Level 2* – Inputs other than quoted prices included within Level 1 that are observable for the asset or liability, either directly (that is, as prices) or indirectly (that is, derived from prices).

*Level 3* – Inputs for the asset or liability that are not based on observable market data (unobservable inputs).

This hierarchy requires the use of observable market data when available. The Fund considers relevant and observable market prices in its valuations where possible.

## Royal Fidelity (Barbados) Investment Fund Limited – Fixed Income Fund

### Notes to the Financial Statements For the year ended 30 June 2017 (Expressed in Barbados dollars)

#### 3. Financial Assets at Fair Value Through Profit or Loss (Continued)

The level in the fair value hierarchy within which the fair value measurement is categorised in its entirety is determined on the basis of the lowest level input that is significant to the fair value measurement in its entirety. For this purpose, the significance of an input is assessed against the fair value measurement in its entirety. If a fair value measurement uses observable inputs that require significant adjustment based on unobservable inputs, that measurement is a Level 3 measurement. Assessing the significance of a particular input to the fair value measurement in its entirety requires judgment, considering factors specific to the asset.

The determination of what constitutes ‘observable’ requires significant judgment by the Fund. The Fund considers observable data to be that market data that is readily available, regularly distributed or updated, reliable and verifiable, not proprietary, and provided by independent sources that are actively involved in the relevant market.

The fair value of financial instruments traded in active markets is based on quoted market prices at the date of the statement of financial position. A market is regarded as active if quoted prices are readily and regularly available from the exchange, dealer, broker, industry group, pricing service or regulatory agency, and those prices represent actual and regularly occurring market transactions on an arm’s length basis. These instruments are included in Level 1.

Financial instruments that trade in markets that are not considered to be active but are valued based on quoted market prices, dealer quotations or alternative pricing sources supported by observable inputs are classified within Level 2.

Financial instruments classified within Level 3 have significant unobservable inputs, as they trade infrequently. Level 3 instruments include unlisted securities that have significant unobservable components, including investment funds.

	<b>2017</b>	<b>2016</b>
	\$	\$
<i>Level 2</i>		
Corporate debt securities	17,483,857	18,730,765
Government debt securities	10,145,734	11,606,118
Equity securities	<u>800,000</u>	<u>800,000</u>
	<u>28,429,591</u>	<u>31,136,883</u>
<i>Level 3</i>		
Investment funds	<u>6,642,697</u>	<u>3,187,159</u>
Total – all levels	35,072,288	34,324,042
Accrued interest	<u>484,292</u>	<u>493,030</u>
<b>Total</b>	<b><u>35,556,580</u></b>	<b><u>34,817,072</u></b>

As of 30 June 2017, the cost of financial assets at fair value through profit or loss is \$34,319,847 (2016: \$34,192,476), of which \$6,244,997 (2016: \$2,968,906) represents Level 3 securities.

## Royal Fidelity (Barbados) Investment Fund Limited – Fixed Income Fund

### Notes to the Financial Statements For the year ended 30 June 2017 (Expressed in Barbados dollars)

#### 3. Financial Assets at Fair Value Through Profit or Loss (Continued)

Movements in Level 3 investment funds comprise:

	2017	2016
	\$	\$
Balance as of the beginning of the year	3,187,159	2,684,010
Purchases	3,276,091	350,000
Sales	-	-
Net realised gain/(loss)	-	-
Net change in unrealised appreciation/depreciation	<u>179,447</u>	<u>153,149</u>
<b>Balance as of the end of the year</b>	<b><u>6,642,697</u></b>	<b><u>3,187,159</u></b>

Investment funds comprise the investments in redeemable participating shares of related party funds [Note 5].

#### 4. Share Capital

The authorised share capital of the Fund is unlimited, and currently comprises non-voting redeemable participating shares (redeemable participating shares). Redeemable participating shares fully participate in the profits and losses of the Fund.

The redeemable participating shares were initially issued at \$1.00 per share. Thereafter, redeemable participating shares are issued on the first business day of each calendar month (dealing date) at the net asset value (NAV) per share as of the close of the last business day of the calendar month that precedes the dealing date (valuation date). Redeemable participating shares may be redeemed at the holder's option, upon giving fifteen (15) days prior written notice, at the NAV per share as of the valuation date.

As of 30 June 2017, all of the redeemable participating shares are owned by Premium Income Fund and Select Balanced Fund (the sub funds), which are sub funds of the Umbrella Fund.

#### 5. Related Party Balances and Transactions

The Fund does not have employees and its activities are directed and managed by the service providers of the Umbrella Fund, all of which are related parties. Related parties include those entities and individuals that have the ability to control or exercise significant influence over the Fund in making financial or operational decisions, and entities that are controlled, jointly controlled or significantly influenced by them.

##### (a) Investment management

Pursuant to an agreement with the Umbrella Fund dated 24 November 2008, Royal Fidelity Merchant Bank & Trust (Barbados) Limited (the Investment Manager), a bank incorporated and licensed in Barbados, serves as the Fund's investment manager. The Investment Manager is responsible for the implementation of the Fund's investment strategy and has sole responsibility for the investing and reinvesting of the Fund's assets.

The fees charged by the Investment Manager for services rendered to the Fund are borne directly by the sub funds.



## Royal Fidelity (Barbados) Investment Fund Limited – Fixed Income Fund

### Notes to the Financial Statements For the year ended 30 June 2017 (Expressed in Barbados dollars)

#### 5. Related Party Balances and Transactions (Continued)

##### (b) Administration

Pursuant to an agreement with the Umbrella Fund dated 24 November 2008, Royal Fidelity Capital Markets (Barbados) Limited (the Administrator), a company incorporated and licensed in Barbados, serves as the Fund's administrator. The Administrator is entitled to an administration fee, which is paid out of the management fee.

##### (c) Custody

Pursuant to an agreement with the Umbrella Fund dated 24 November 2008, Royal Bank of Canada Financial Corporation (the Custodian), a bank incorporated and licensed in Barbados and an affiliate of the Investment Manager, serves as the Fund's primary custodian and escrow agent. The Custodian is entitled to a custodian fee, which is paid out of the management fee.

##### (d) Directors and officers

Certain directors of the Fund are also directors or officers of the Investment Manager and its subsidiaries; and the Custodian.

##### (e) Cash at bank and margin credit facility

The Fund has demand deposit accounts with the Investment Manager, which do not earn interest (2016: 1.25% per annum for balances greater than \$10,000). As of 30 June 2017, the balances totalled \$7,579,837 (2016: \$1,549,210). Interest income earned during the year on the deposits totalled \$2,308 (2016: \$10,580).

The Fund has a line of credit of with the Investment Manager up to 50.00% of the fair value of its financial assets, which incurs interest at a rate of 6.00% per annum. The Fund has pledged its financial assets in support of this margin credit facility. The facility was not utilised during the current and prior years, and accordingly, the Fund did not incur interest expense.

##### (f) Financial assets at fair value through profit or loss

As of 30 June 2017, the Fund has investments in securities of related parties classified as financial assets at fair value through profit or loss, which comprise:

	2017	2016
	\$	\$
<i>Equity securities – preference shares</i>		
Fidelity Bank (Cayman) Limited	800,000	800,000
<i>Investment funds</i>		
Royal Fidelity International Investment Fund Limited – Targeted Income Sub Fund	6,642,697	3,187,159
<b>Balance as of the end of the year</b>	<b>7,442,697</b>	<b>3,987,159</b>

Dividend income earned during the year on these financial assets totalled \$52,094 (2016: \$48,000).

## Royal Fidelity (Barbados) Investment Fund Limited – Fixed Income Fund

### Notes to the Financial Statements For the year ended 30 June 2017 (Expressed in Barbados dollars)

#### 6. Financial Risk Management

The Fund engages in transactions that expose it to market risk (which includes price, currency and interest rate risks), credit risk and liquidity risk in the normal course of operations. The Fund's financial performance is affected by its ability to understand and effectively manage these risks.

The Fund's Investment Manager is responsible for identifying and managing risks. The Directors monitor the Investment Manager and are ultimately responsible for the overall financial risk management of the Fund.

Monitoring and controlling risks is performed through the establishment of limits by the Directors, which reflect the business strategy, including the level of risk that the Fund is willing to accept and the market environment in which the Fund operates. In addition, the Fund monitors and measures the overall level of risk in relation to the aggregate risk exposure across all risk types and activities.

##### *Concentration of risks*

Concentration of risk indicates the relative sensitivity of the Fund's performance to developments affecting a particular industry or geographical location, and arises: when a significant proportion of financial instruments or contracts are entered into with the same counterparty; or where a significant proportion of counterparties are engaged in similar business activities, or activities in the same geographical region, or that have similar economic features that would cause their ability to meet contractual obligations to be similarly affected by changes in economic, political or other conditions. Concentration of foreign exchange risk arises when the Fund has a significant net open position in a single foreign currency, or aggregate net open positions in several currencies that are historically positively correlated. Concentration of liquidity risk arises from the repayment terms of financial liabilities, sources of borrowing facilities or reliance on a particular market in which to realise liquid assets.

To mitigate excessive concentration of risk, the Fund's policies and procedures include specific guidelines to maintain appropriate diversification.

##### **(a) Market risk**

###### *Price risk*

Price risk is the risk that the fair values and/or amounts realised on sales of financial instruments may fluctuate significantly as a result of changes in market prices. Price risk arises from the Fund's investments in equity securities, debt securities and investment funds, and is managed through diversification of the portfolio, with asset allocation guidelines recommended by the Investment Manager and approved by the Directors.

## Royal Fidelity (Barbados) Investment Fund Limited – Fixed Income Fund

### Notes to the Financial Statements For the year ended 30 June 2017 (Expressed in Barbados dollars)

#### 6. Financial Risk Management (Continued)

##### (a) Market risk (continued)

###### *Price risk (continued)*

The effect on the fair value of financial assets at fair value through profit or loss due to changes in market prices of 1.00%, will all other variables held constant, is as follows:

	2017	2016
	\$	\$
Corporate debt securities	174,839	187,308
Government debt securities	101,457	116,061
Investment funds	66,427	31,872
Equity securities	8,000	8,000
	<u>350,723</u>	<u>343,241</u>

The Fund has significant geographical concentration risk, with approximately 72.30% (2016: 81.64%) of the financial assets at fair value through profit or loss representing issuers of securities domiciled in Barbados, and 6.49% (2016: 6.75%) representing issuers of securities domiciled in Republic of Trinidad & Tobago. All other financial assets at fair value through profit or loss represent issuers of securities domiciled in other Caribbean countries. Further, the Fund's investments in government debt securities principally comprise debt securities issued by the Government of Barbados.

###### *Currency risk*

Currency risk is the risk that the fair values and/or amounts realised on sales of financial instruments or the settlement of financial liabilities may fluctuate due to change in foreign exchange rates. The Fund is directly exposed to currency risk through its investments in financial assets at fair value through profit or loss denominated in US\$. However, this risk is mitigated because the BD\$\$: US\$ exchange rate is fixed at 2:1.

(Expressed in Barbados dollars)	BD\$\$	US\$	Total
	\$	\$	\$
<b>As of 30 June 2017</b>			
Cash at bank	6,579,837	1,000,000	7,579,837
Financial assets at fair value through profit or loss	<u>24,502,817</u>	<u>11,053,763</u>	<u>35,556,580</u>
	<u><b>31,082,654</b></u>	<u><b>12,053,763</b></u>	<u><b>43,136,417</b></u>
<b>As of 30 June 2016</b>			
Cash at bank	1,549,210	-	1,549,210
Financial assets at fair value through profit or loss	<u>27,005,489</u>	<u>7,811,583</u>	<u>34,817,072</u>
	<u><b>28,554,699</b></u>	<u><b>7,811,583</b></u>	<u><b>36,366,282</b></u>

## Royal Fidelity (Barbados) Investment Fund Limited – Fixed Income Fund

### Notes to the Financial Statements For the year ended 30 June 2017 (Expressed in Barbados dollars)

#### 6. Financial Risk Management (Continued)

##### (a) Market risk (continued)

###### *Interest rate risk*

Fair value and cash flow interest rate risks are the risks that the fair values or future cash flows of financial instruments will fluctuate because of changes in market interest rates. The Fund takes on exposure to the effects of fluctuations in the prevailing levels of market interest rates on its fair value risk through its cash at bank and financial assets at fair value through profit or loss, which earn interest at fixed rates. The Fund has elected not to hedge its exposure to fair value interest rate risk, and considers it to be minimal, as it maintains cash solely for liquidity purposes and as intends to hold its financial assets at fair value through profit or loss to maturity, where applicable, unless it is required to liquidate positions to meet obligations. The Fund also takes on exposure to the effects of fluctuations in the prevailing levels of market interest rates on its cash flow risk through its financial assets at fair value through profit or loss, which earn interest/coupons at interest rates based on market interest rates or have short terms to maturity. The Fund has elected not to hedge its exposure to cash flow interest rate risk, and considers it to be minimal, as the respective securities represent less than 2.00% (2016: 2.50%) of total financial assets.

The Fund's corporate debt securities earn interest at fixed rates ranging from 3.25% to 9.75% (2016: 4.34% to 9.75%) per annum, and its government debt securities earn interest at fixed rates ranging from 6.25% to 8.50% (2016: 4.38% to 8.50%) per annum. Further, the Fund's equity securities comprise preference shares and other similar fixed income securities, which earn interest/coupons at the rate of US\$ prime rate plus 2.75% per annum.

##### (b) Credit risk

Credit risk is the risk that a counterparty will be unable or unwilling to meet a commitment that is entered into with the Fund. The Fund's investment strategy exposes it to significant credit risk, as its financial assets are primarily fixed income securities with fixed maturity dates. The Fund seeks to minimise its exposure to credit risk through investing principally in fixed income securities of government entities and reputable public and private companies.

Further, cash balances and securities held in custody are placed with financial institutions in good standing with the relevant regulators.

##### (c) Liquidity risk

Liquidity risk is the risk that the Fund is unable to meet its payment obligations associated with its financial liabilities when they come due. The Fund is exposed to monthly redemptions of redeemable participating shares, however its financial assets are generally longer term. The Fund has the ability to liquidate/redeem its debt securities positions on relatively short notice, subject to concentration risk, and on a monthly basis for non-exchange traded investment funds to meet payment obligations, as financial assets are principally considered to be marketable and can be sold/redeemed in response to liquidity needs. Further, the Fund has the ability to borrow in the short term using its financial assets as collateral.

All financial liabilities are due on demand, however amounts owing to redeemable participating shareholders are not expected to be demanded in the short term as shareholders typically retain such shares for the medium to long term. The maturity profile of financial assets with fixed maturity dates is disclosed below, and all other financial assets are due on demand or have no fixed maturity dates.

## Royal Fidelity (Barbados) Investment Fund Limited – Fixed Income Fund

### Notes to the Financial Statements For the year ended 30 June 2017 (Expressed in Barbados dollars)

#### 6. Financial Risk Management (Continued)

##### (c) Liquidity risk (continued)

	≤1 year \$	>1 year, ≤5 years \$	>5 years \$	Total \$
<b>As of 30 June 2017</b>				
Corporate debt securities	460,249	12,023,608	5,000,000	17,483,857
Government debt securities	<u>105,000</u>	<u>9,691,551</u>	<u>349,183</u>	<u>10,145,734</u>
	<u><b>565,249</b></u>	<u><b>21,715,159</b></u>	<u><b>5,349,183</b></u>	<u><b>27,629,591</b></u>
<b>As of 30 June 2016</b>				
Corporate debt securities	3,423,169	10,307,596	5,000,000	18,730,765
Government debt securities	<u>1,067,668</u>	<u>8,804,440</u>	<u>1,734,010</u>	<u>11,606,118</u>
	<u><b>4,490,837</b></u>	<u><b>19,112,036</b></u>	<u><b>6,734,010</b></u>	<u><b>30,336,883</b></u>

#### 7. Fair Value of Financial Instruments

Financial instruments utilised by the Fund comprise the recorded financial assets and liabilities disclosed in the financial statements. The Fund's financial instruments are principally short term in nature, have interest rates that reset to market rates, or are carried at fair value; accordingly, their fair values approximate their carrying values.

Financial instruments, for which the fair value hierarchy is not disclosed, are principally Level 2 in the fair value hierarchy.

#### 8. Capital Management

The capital of the Fund is represented by the net assets attributable to the holders of redeemable participating shares. The amount of net assets attributable to these shareholders can change significantly on a monthly basis, as the Fund is subject to monthly subscriptions and redemptions at the discretion of the shareholders. The Fund's objective when managing capital is to safeguard the Fund's ability to continue as a going concern in order to provide returns for shareholders and to maintain a strong capital base to support the development of the investment activities of the Fund.

In order to maintain or adjust the capital structure, the Fund:

- monitors the level of monthly subscriptions and redemptions relative to financial assets it expects to be able to liquidate within one (1) month.
- issues new shares and redeems existing shares in accordance with the constitutional documents of the Fund, which include the ability to restrict redemptions and require certain minimum holdings and subscriptions.

The Directors and the Investment Manager monitor capital of the Fund on the basis of the value of net assets attributable to redeemable participating shareholders.