


Royal Fidelity (Barbados) Investment Fund Limited - Select Balanced Fund

Financial Statements

For the year ended 30 June 2015
(Expressed in Barbados Dollars)

Ernst & Young



INDEPENDENT AUDITORS' REPORT

To the Shareholders of Royal Fidelity (Barbados) Investment Fund Limited – Select Balanced Fund

We have audited the accompanying financial statements of Royal Fidelity (Barbados) Investment Fund Limited – Select Balanced Fund (the Fund), which comprise the statement of financial position as of 30 June 2015, and the statement of comprehensive income, statement of changes in net assets attributable to holders of redeemable participating shares and statement of cash flows for the year then ended, and a summary of significant accounting policies and other explanatory notes.

Management's Responsibility for the Financial Statements

Management is responsible for the preparation and fair presentation of these financial statements in accordance with International Financial Reporting Standards and for such internal control as management determines is necessary to enable the preparation of financial statements that are free from material misstatement, whether due to fraud or error.

Auditors' Responsibility

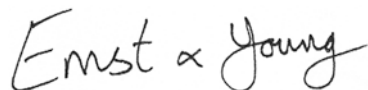
Our responsibility is to express an opinion on these financial statements based on our audit. We conducted our audit in accordance with International Standards on Auditing. Those standards require that we comply with ethical requirements and plan and perform the audit to obtain reasonable assurance whether the financial statements are free from material misstatement.

An audit involves performing procedures to obtain audit evidence about the amounts and disclosures in the financial statements. The procedures selected depend on the auditors' judgment, including the assessment of the risks of material misstatement of the financial statements, whether due to fraud or error. In making those risk assessments, the auditors consider internal control relevant to the entity's preparation and fair presentation of the financial statements in order to design audit procedures that are appropriate in the circumstances, but not for the purpose of expressing an opinion on the effectiveness of the entity's internal control. An audit also includes evaluating the appropriateness of accounting policies used and the reasonableness of accounting estimates made by management, as well as evaluating the overall presentation of the financial statements.

We believe that the audit evidence we have obtained is sufficient and appropriate to provide a basis for our audit opinion.

Opinion

In our opinion, the accompanying financial statements present fairly, in all material respects, the financial position of the Fund as of 30 June 2015, and its financial performance and its cash flows for the year then ended in accordance with International Financial Reporting Standards.



CHARTERED ACCOUNTANTS

Barbados


22 October 2015

Royal Fidelity (Barbados) Investment Fund Limited – Select Balanced Fund

Statement of Financial Position
As of 30 June 2015
(Expressed in Barbados dollars)

	2015 \$	2014 \$
ASSETS		
Cash at bank [Note 5(e)]	76,360	95,473
Financial assets at fair value through profit or loss [Note 3]	26,598,232	26,008,678
Interest receivable	-	191,607
Withholding tax receivable	190,315	187,475
Dividends receivable	-	24,000
Other assets	3,050	3,050
	<u>26,867,957</u>	<u>26,510,283</u>
Total assets		
LIABILITIES		
Redemptions payable	33,508	39,455
Management fee payable	42,850	39,276
Accrued expenses and other liabilities	26,504	33,114
	<u>102,862</u>	<u>111,845</u>
Total liabilities (excluding net assets attributable to shareholders)		
Net assets attributable to shareholders [Note 4]	<u>26,765,095</u>	<u>26,398,438</u>
Total liabilities and equity	<u>26,867,957</u>	<u>26,510,283</u>

APPROVED BY THE BOARD OF DIRECTORS AND SIGNED ON ITS BEHALF BY:



Director



Director

22 October 2015

Date

Royal Fidelity (Barbados) Investment Fund Limited – Select Balanced Fund

Statement of Comprehensive Income For the Year Ended 30 June 2015 (Expressed in Barbados dollars)

	2015 \$	2014 \$
INCOME		
Dividends	41,441	168,014
Interest income	221,960	564,581
Net gain/(loss) on financial assets at fair value through profit or loss	999,584	(293,058)
Total income	1,262,985	439,537
EXPENSES		
Management fee [Notes 5(a)]	508,618	474,201
Professional fees	25,895	28,732
Brokerage commissions	-	9,325
License fees	6,100	9,105
Other expenses	3,409	3,778
Total expenses	544,022	525,141
Total comprehensive (loss)/income and (decrease)/increase in net assets attributable to shareholders from operations	718,963	(85,604)

The accompanying notes are an integral part of these financial statements.

Royal Fidelity (Barbados) Investment Fund Limited – Select Balanced Fund

Statement of Changes in Net Assets Attributable to Shareholders For the Year Ended 30 June 2015 (Expressed in Barbados dollars)

Class A Shares	2015		2014	
	Number of shares	Net assets attributable to shareholders \$	Number of shares	Net assets attributable to shareholders \$
Balance as of the beginning of year	-	-	5,620,506	26,144,522
Issuance of shares	-	-	96,456	448,195
Redemption of shares	-	-	(155,348)	(720,594)
Total comprehensive income and increase in net assets attributable to shareholders from operations	-	-	-	77,181
Transfer of shares to Series A1 & A3	-	-	(5,561,614)	(25,949,304)
Balance as of the end of year	-	-	-	-

Net assets value per share: -

Series A1 Shares	2015		2014	
	Number of shares	Net assets attributable to shareholders \$	Number of shares	Net assets attributable to shareholders \$
Balance as of the beginning of year	5,331,436	24,706,358	-	-
Transfer of Class A shares to Series A1	-	-	5,457,820	25,465,028
Issuance of shares	167,664	787,502	23,586	108,921
Redemption of shares	(332,334)	(1,563,503)	(149,970)	(693,264)
Total comprehensive income and increase (decrease) in net assets attributable to shareholders from operations	-	649,207	-	(174,327)
Balance as of the end of year	5,166,766	24,580,246	5,331,436	24,706,358

Net assets value per share: 4.76

4.63

Series A3 Shares	2015		2014	
	Number of shares	Net assets attributable to shareholders \$	Number of shares	Net assets attributable to shareholders \$
Balance as of the beginning of year	363,272	1,692,080	-	-
Transfer of Class A shares to Series A3	-	-	103,794	484,276
Issuance of shares	103,017	489,876	259,478	1,196,262
Redemption of shares	(13,801)	(66,181)	-	-
Total comprehensive income and increase in net assets attributable to shareholders from operations	-	69,756	-	11,542
Balance as of the end of year	452,488	2,185,531	363,272	1,692,080

Net assets value per share: 4.83

4.66

The accompanying notes are an integral part of these financial statements.

Royal Fidelity (Barbados) Investment Fund Limited – Select Balanced Fund

Statement of Cash Flows For the Year Ended 30 June 2015 (Expressed in Barbados dollars)

	2015 \$	2014 \$
CASH FLOWS FROM OPERATING ACTIVITIES		
Purchase of financial assets at fair value through profit or loss	(27,995,521)	(4,232,277)
Proceeds from the sale of financial assets at fair value through profit or loss	28,405,551	3,528,385
Dividends received	65,441	144,014
Interest received	413,567	566,148
Interest paid	-	-
Increase in withholding tax receivable	(2,840)	(43,518)
Increase in other assets	-	(50)
Payment of expenses	(547,058)	(534,964)
	<u>339,140</u>	<u>(572,262)</u>
CASH FLOWS FROM FINANCING ACTIVITIES		
Proceeds from issuance of redeemable participating shares	1,277,378	2,490,452
Payments for redemptions of redeemable participating shares	(1,635,631)	(2,167,428)
	<u>(358,253)</u>	<u>323,024</u>
Net cash from/(used in) operating activities	339,140	(572,262)
Net cash(used in)/ from financing activities	(358,253)	323,024
Net decrease in cash and cash equivalents	(19,113)	(249,238)
Cash and cash equivalents as of the beginning of year	95,473	344,711
	<u>95,473</u>	<u>344,711</u>
Cash and cash equivalents as of the end of year	<u>76,360</u>	<u>95,473</u>

The accompanying notes are an integral part of these financial statements.

Royal Fidelity (Barbados) Investment Fund Limited – Select Balanced Fund

Notes to the Financial Statements For the year ended 30 June 2015

1. General Information

Royal Fidelity (Barbados) Investment Fund Limited (the “Umbrella Fund”) was incorporated in Barbados on 11 August 1986 under the Companies Act of Barbados, Cap. 308 of the laws of Barbados and licensed as a mutual fund under the Mutual Funds Act, Cap. 320B of the Laws of Barbados.

The registered office is located at Fidelity House, 27 Pine Road, St. Michael.

During August 1986, the Royal Fidelity Select Balanced Fund (the “Fund”) was launched and designated by Class A shares. The Royal Fidelity Select Balanced Fund is a sub-fund of the Umbrella Fund and it seeks to provide long-term capital growth; achieving the highest possible return consistent with a moderate level of risk.

In January 2014, three of the Sub-funds of the Umbrella Fund were divided into 3 Series of shares including the Royal Fidelity Select Balanced Fund, the Royal Fidelity Strategic Growth Fund and the Royal Fidelity Premium Income Fund. The Fund’s Class A shares have been divided as series, namely Series A1, Series A2 and Series A3 [Note 4].

During November 2014, Royal Fidelity Fixed Income Fund and Royal Fidelity Equity Fund were launched and the Select Balanced Fund’s Class A shares were designated to these portfolios. The Royal Fidelity Fixed Income Fund is a fixed income mutual fund that invests in fixed income securities to provide long-term, above average income and capital stability with a moderate level of investment risk. The Royal Fidelity Equity Fund seeks to provide a high total return through a combination of income and capital appreciation by investing in a diversified portfolio of primarily regional equities.

The Fund’s affairs are managed entirely by service providers [Note 5]. The Fund’s shares are redeemable at the shareholder’s option and the NAV is reported on the Barbados Stock Exchange (BSE). The reporting is for informational purposes. The shares cannot be traded on the stock exchange.

Other sub-funds launched under the Umbrella Fund are:

Royal Fidelity Strategic Growth Fund
Royal Fidelity Premium Income Fund
Royal Fidelity Fixed Income Fund
Royal Fidelity Equity Fund
Royal Fidelity TIGRS Fund – Series A2
Royal Fidelity TIGRS Fund – Series A3

Individual financial statements have been prepared for each sub-fund and can be obtained from the registered office of the Umbrella Fund.

Royal Fidelity (Barbados) Investment Fund Limited – Select Balanced Fund

Notes to the Financial Statements For the year ended 30 June 2015

2. Summary of Significant Accounting Policies

The significant accounting policies applied in the preparation of these financial statements are set out below.

(a) Basis of preparation

The financial statements are prepared in accordance with International Financial Reporting Standards (IFRS) and under the historical cost convention, as modified by the revaluation of financial assets at fair value through profit or loss.

IFRS comprises standards and interpretations approved by the International Accounting Standards Board and International Accounting Standards and Standard Interpretations Committee interpretations approved by the International Accounting Standards Committee that remain in effect.

The preparation of financial statements in conformity with IFRS requires management to exercise judgment in the process of applying the Fund's accounting policies. It also requires management to make estimates and assumptions that affect the reported amounts of assets and liabilities and the disclosure of contingent assets and liabilities as of the date of the financial statements and the reported amounts of income and expenses during the reporting period. Actual results could differ from those estimates. The areas involving a higher degree of judgment or complexity, or areas where assumptions and estimates are significant to the financial statements are disclosed in Note 2(d).

Standards, amendments and interpretations effective for 2015

The following amendments to published standards are mandatory for the Group's accounting periods beginning on or after July 1, 2014.

The amendments below did not have a significant impact on the financial statements:

- IFRS 13, 'Fair value measurement', aims to improve consistency and reduce complexity by providing a precise definition of fair value and a single source of fair value measurement and disclosure requirements for use across IFRSs. The requirements do not extend the use of fair value accounting but provide guidance on how it should be applied where its use is already required or permitted by other standards within IFRSs.
- IFRS 10, 'Consolidated financial statements' builds on existing principles by identifying the concept of control as the determining factor in whether an entity should be included within the consolidated financial statements of the parent company. The standard provides additional guidance to assist in the determination of control where this is difficult to assess.

Standards, amendments and interpretations effective but not relevant to the Group

- IAS 19 - Employee benefits
 - IAS 27 - Separate Financial Statements
 - IAS 28 - Investments in Associates and Joint Ventures
 - IFRS 2- Share based Payments (effective 1 July 2014)
 - IFRS 3 - Business Combinations (effective 1 July 2014)
 - IFRS 8 - Operating Segments (effective 1 July 2014)
 - IFRS 10, IFRS 12 and IAS 27 Investment Entities (Amendments) (effective 1 January 2014)
 - IFRIC 21- Levies
 - IAS 32 - Offsetting Financial Assets and Financial Liabilities (effective 1 January 2014)
 - IAS 36 - Impairment of Assets (effective 1 January 2014)
 - IAS 40 - Investment Property
 - IAS 39 - Financial Instruments; Recognition and Measurement –Amendments for Novation of Derivatives (effective 1 January 2014)
- Improvement to International Financial Reporting Standards 2009-2011 Cycle

Royal Fidelity (Barbados) Investment Fund Limited – Select Balanced Fund

Notes to the Financial Statements For the year ended 30 June 2015

2. Summary of Significant Accounting Policies (continued)

(a) Basis of preparation (continued)

New standards, amendments and interpretations issued but not yet effective for the financial year beginning July 1, 2014 and not early adopted

- IAS 16 - Property, Plant & Equipment effective (1 January 2016)
- IAS 38- Intangible Assets(1 January 2016)
- IFRS 9 - Financial Instruments; Recognition and Measurement
- IFRS 11 - Joint arrangements (1 January 2016)

- IFRS 14 - Regulatory Deferral Accounts (1 January 2016)
- IFRS 15 - Revenue from Contracts with Customers (1 January 2018)

(b) Foreign currency translation

The financial statements are presented in Barbados dollars (BDS\$), which is the Fund's functional and presentation currency. The Fund's investment activities are primarily conducted in BDS\$ and United States dollars (US\$).

Foreign currency transactions are translated into the functional currency using the exchange rates prevailing as of the dates of the transactions. Foreign exchange gains and losses resulting from the settlement of such transactions and from the translation at year-end exchange rates of monetary assets and liabilities denominated in foreign currencies are recognised in the statement of comprehensive income.

Non-monetary items that are measured in terms of historical cost in a foreign currency are translated using the exchange rates as at the dates of the initial transactions. Non-monetary items measured at fair value in a foreign currency are translated using the exchange rates at the date when the fair value was determined.

Translation differences on financial assets measured at fair value through profit or loss are included as a part of net gain or loss on financial assets at fair value through profit and loss in the statement of comprehensive income.

(c) Cash and cash equivalents

For the purposes of the statement of cash flows, cash and cash equivalents comprise demand deposits with banks, other short-term highly liquid investments with original contractual maturities of three months or less and drawn-down margin credit facilities provided by banks.

(d) Financial assets at fair value through profit or loss (FVTPL)

The Fund has irrevocably elected at initial recognition to classify its debt instruments that meet the amortised cost criteria as at FVTPL.

Reclassification of debt instruments designated as at FVTPL at initial recognition is not permitted.

Investments in equity instruments are classified as at FVTPL, unless the Fund designates an investment that is not held for trading as at fair value through other comprehensive income (FVTOCI) at initial recognition. All equity securities and derivatives are designated as FVTPL.

Regular purchases and sales of investments are recognised on the trade date – the date on which the Fund commits to purchase or sell the asset. Investments are initially recognised at fair value, and transaction costs for all financial assets carried at fair value through profit or loss are expensed as incurred.

Royal Fidelity (Barbados) Investment Fund Limited – Select Balanced Fund

Notes to the Financial Statements For the year ended 30 June 2015

2. Summary of Significant Accounting Policies (continued)

(d) Financial assets at fair value through profit or loss (FVTPL) (continued)

Subsequent to initial recognition, all financial assets at fair value through profit or loss are measured at fair value. The fair value of financial assets traded in active markets (e.g. securities exchange) is based on quoted prices as of the last business day of the financial reporting period. The fair value of restricted and other securities that are not traded in active markets is determined using valuation techniques, including comparable recent arm's length transactions, discounted cash flow analysis and other techniques commonly used by market participants.

Investments are derecognised when the rights to receive cash flows from the investments have expired or the Fund has transferred substantially all risks and rewards of ownership.

Gains and losses arising from sales and changes in the fair value of financial assets at fair value through profit or loss are included in the statement of comprehensive income in the period in which they arise. Realised gains and losses are determined using the average cost method.

(e) Redeemable participating shares

The Fund issues redeemable participating shares, are redeemable at the holder's option. The Fund's redeemable participating shares have all the features and meet all the conditions for classification as financial liabilities during the entire reporting periods presented. Redeemable participating shares can be put back to the Fund at any time for cash equal to a proportionate share of the Fund's net asset value. The redeemable participating shares are carried at the redemption amount that would be payable as of the statement of financial position date if the holders were to exercise the right to put the shares back to the Fund.

Redeemable participating shares are issued and redeemed at the holder's option at prices based on the Fund's net asset value per share at the time of issue or redemption, less a redemption fee for shares redeemed. The Fund's net asset value per share is calculated by dividing the net assets attributable to the holders of the redeemable participating shares by the total number of outstanding redeemable participating shares.

(f) Income and expense recognition

Interest income and expense are recognised in the statement of comprehensive income using the effective interest method. Dividend income is recognised when the right to receive payment is established. Other income and expenses are recognised on the accrual basis.

Royal Fidelity (Barbados) Investment Fund Limited – Select Balanced Fund

Notes to the Financial Statements For the year ended 30 June 2015

3. Financial Assets at Fair Value through Profit or Loss

The Fund ranks its financial assets based on the hierarchy of valuation techniques required by IFRS, which is determined based on whether the inputs to those valuation techniques are observable or unobservable. Observable inputs reflect market data obtained from independent sources; unobservable inputs reflect the Fund's market assumptions. These two types of inputs lead to the following fair value hierarchy:

Level 1 – Quoted prices (unadjusted) in active markets for identical assets or liabilities.

Level 2 – Inputs other than quoted prices included within Level 1 that are observable for the asset or liability, either directly (that is, as prices) or indirectly (that is, derived from prices).

Level 3 – Inputs for the asset or liability that are not based on observable market data (unobservable inputs). This hierarchy requires the use of observable market data when available. The Fund considers relevant and observable market prices in its valuations where possible.

	2015	2014
	\$	\$
<i>Level 1</i>		
Equity securities	-	5,622,340
<i>Level 2</i>		
Corporate and government debt securities	-	9,319,018
<i>Level 3</i>		
Unlisted managed funds	26,598,232	11,067,320
Total	26,598,232	26,008,678

As of 30 June 2015, the cost of financial assets at fair value through profit or loss was \$25,721,930 (2014: \$22,757,660).

The Fund invests in managed funds which are not quoted in an active market. Transactions in the shares of such funds do not occur on a regular basis. Investments in those funds are valued based on the Net Asset Value (NAV) per share published by the administrator of those funds. Depending on the fair value level of an underlying fund's assets and liabilities and on the adjustments needed to the NAV per share published by that fund, the Fund classifies the fair value of that investment as either Level 2 or Level 3.

Royal Fidelity (Barbados) Investment Fund Limited – Select Balanced Fund

Notes to the Financial Statements For the year ended 30 June 2015

3. Financial Assets at Fair Value through Profit or Loss (continued):

Movements in *Level 3* securities:

	Managed funds
Balance as of 30 June 2014	11,067,320
Purchases	27,815,151
Sales	(13,159,809)
Total gains and losses included in the statement in comprehensive income	<u>875,570</u>
Balance as of 30 June 2015	<u>25,598,232</u>
Balance as of 30 June 2013	11,109,833
Purchases	1,507,612
Sales	(2,761,490)
Total gains and losses included in the statement in comprehensive income	<u>1,211,365</u>
Balance as of 30 June 2014	<u>11,067,320</u>

4. Redeemable Participating Shares

The authorised capital of the Umbrella Fund is unlimited and includes Class A, Series A1 and Series A3 redeemable shares issued by the Fund.

Each share issued confers upon the shareholder an equal interest in the Fund, and is of equal value. A share does not confer any interest in any particular asset or investment of the Fund. The redeemable participating shares carry no voting rights, but are entitled to fully participate in the profits of the Fund. The redeemable participating shares are issued on the last day of each calendar month (dealing date) at the NAV per share as of the close of the last valuation date. Redeemable participating shares may be redeemed at the holder's option, at the NAV per share as of the valuation date less a redemption fee of up to 2% per share for Series A1 and A2 (minimum of \$50); no redemption fee is applicable to Series A3. The redemption fee is determined based on the length of time the shares are outstanding, with a higher fee for the shorter the outstanding period.

Income and expenses (other than expenses attributable to a specific series) are allocated to each series of Class A redeemable participating shares based on their relative NAV. An increase or decrease in net assets per redeemable participating share is calculated by dividing the increase or decrease in net assets attributable to holders of redeemable participating shares by the weighted average number of redeemable participating shares. The weighted average number of redeemable participating shares during the year amounted to 5,356,797 attributable to Series A1 shares 5,255,785 (2014: 5,353,307) and 419,291 attributable to Series A3 shares (2014: 344,666).

As of 30 June 2015, related parties owned 5,465,182 (2014: 497,502) redeemable participating shares in the Select Balanced Fund.

Royal Fidelity (Barbados) Investment Fund Limited – Select Balanced Fund

Notes to the Financial Statements For the year ended 30 June 2015

5. Agreements and Transactions with Related Parties

The Fund does not have employees and retains the services of certain entities to manage its affairs, all of which are related parties. Related parties include those entities and individuals that have the ability to control or exercise significant influence over the Fund in making financial or operational decisions, and entities that are controlled, jointly controlled or significantly influenced by them.

(a) Investment management agreement

Pursuant to an agreement with the Umbrella Fund, Royal Fidelity Merchant Bank & Trust Limited, a bank incorporated and licensed in Barbados, serves as the Fund's investment manager. The Investment Manager is responsible for the implementation of the Fund's investment strategy and has sole responsibility for the investing and reinvesting of the Fund's assets.

The Investment Manager is entitled to a management fee of 2.00% per annum for A1 and 1% per annum for A3, of the NAV of the Fund payable monthly in arrears. The Investment Manager earned fees of \$508,618 (2014: \$474,201) and is not entitled to receive an incentive fee.

(b) Administration agreement

Pursuant to an agreement with the Umbrella Fund, Royal Fidelity Capital Markets (Barbados) Limited serves as the Fund's administrator. Administration fees are paid by the Investment Manager.

(c) Custody agreement

Pursuant to an agreement with the Umbrella Fund, Royal Bank of Canada Financial Corporation, a bank incorporated and licensed in Barbados, serves as the Fund's primary custodian and escrow agent. Custodian fees are paid by the Investment Manager. The custodian fee has been waived for 2015 and 2014.

(d) Directors and officers

Certain directors of the Fund are also directors or officers of the Investment Manager and its subsidiaries and of the Custodian.

(e) Cash at bank

The Fund has demand deposit accounts with the Investment Manager, which earns interest at an annual rate of 1.25% per annum for balances greater than \$10,000. As of 30 June 2015 and 30 June 2014, all cash at bank held was deposited with the Investment Manager.

Royal Fidelity (Barbados) Investment Fund Limited – Select Balanced Fund

Notes to the Financial Statements For the year ended 30 June 2015

5. Agreements and Transactions with Related Parties (continued)

(f) Inter-fund relationships

The Royal Fidelity Select Balanced Fund holds investments in the following sub funds and other related funds:

	2015	2014
	\$	\$
Royal Fidelity Strategic Growth Fund – Series C1	-	56,395
Royal Fidelity TIGRS Fund – Series A	-	1,815,936
Royal Fidelity TIGRS Fund – Series A1	-	1,002,401
Royal Fidelity TIGRS Fund – Series A2	-	495,243
Royal Fidelity TIGRS Fund – Series A3	-	1,070,450
Royal Fidelity International Opportunities Fund- Series A1	-	6,092,872
Targeted Income Fund	-	502,358
Royal Fidelity Investment Equity Fund	13,723,759	-
Royal Fidelity Investment Fund Fixed Fund	12,874,473	-
	<u>26,598,232</u>	<u>11,035,655</u>
Total	<u>26,598,232</u>	<u>11,035,655</u>

None of the Fund's redeemable participating shares are held by related sub funds within the Umbrella Fund.

6. Taxation

The Umbrella Fund is licensed as an authorized mutual fund under the Mutual Funds Act, 2002-22 of Barbados. As a result, the Umbrella Fund will not be subject to corporation tax on income derived from its investing activities as all income arising in an income year is designated to be income of the redeemable participating shareholders.

7. Financial Risk Management

The Fund's objective in managing risk is the creation and protection of shareholder value. Risk is inherent in the Fund's activities, but it is managed through a process of ongoing identification, measurement and monitoring, subject to risks limits and other controls. The process of risk management is critical to the Fund's continuing profitability. The Fund is exposed to market risk (which includes foreign currency risk, interest rate risk and price risk), credit risk and liquidity risk arising from the financial instruments it holds. The Fund's financial performance is affected by its capability to understand and effectively manage these risks.

The Fund's Investment Manager is responsible for identifying and controlling risks. The Board of Directors supervises the Investment Manager and is ultimately responsible for the overall risk management of the Fund.

Monitoring and controlling risks is primarily set up to be performed based on limits established by the Board of Directors. These limits reflect the business strategy including the risk that the Fund is willing to accept and the market environment of the Fund. In addition, the Fund monitors and measures the overall risk in relation to the aggregate risk exposure across all risks type and activities.

Royal Fidelity (Barbados) Investment Fund Limited – Select Balanced Fund

Notes to the Financial Statements For the year ended 30 June 2015

7. Financial Risk Management (continued)

Excessive risk concentration

Concentration indicates the relative sensitivity of the Fund's performance to developments affecting a particular industry or geographical location. Concentrations of risk arise when a number of financial instruments or contracts are entered into with the same counterparty, or where a number of counterparties are engaged in similar business activities, or activities in the same geographic region, or that have similar economic features that would cause their ability to meet contractual obligations to be similarly affected by changes in economic, political or other conditions. Concentrations of liquidity risk may arise from the repayment terms of financial liabilities, sources of borrowing facilities or reliance on a particular market in which to realise liquid assets. Concentrations of foreign exchange risk may arise if the Fund has a significant net open position in a single foreign currency, or aggregate net open positions in several currencies that tend to move together.

The Fund has concentrated risk based in counterparties by geographic distribution.

In order to avoid excessive concentrations of risk, the Fund's policies and procedures include specific guidelines to focus on maintaining a diversified portfolio. The Fund's diversification is managed through the Fixed Income Fund and the Equity Fund.

(a) Price risk

Price risk is the risk that the fair value of a financial instrument will fluctuate because of changes in market prices. The equity risk arises from the Fund's investments in equity securities and managed funds. The price risk of the portfolio of financial assets is managed through diversification of the portfolio, with asset allocation guidelines recommended by the Investment Manager and approved by the Directors. The Fund's financial instruments are susceptible to market price risk arising from uncertainties about future prices of financial instruments.

The table below shows the effect on the portfolio due to a (1%) change in market prices with all other variables held constant:

	2015	2014
	\$	\$
Equity securities	-	56,233
Managed funds	265,982	110,673
	<u>265,982</u>	<u>166,906</u>

Royal Fidelity (Barbados) Investment Fund Limited – Select Balanced Fund

Notes to the Financial Statements For the year ended 30 June 2015

7. Financial Risk Management (continued)

(b) Foreign currency risk

Foreign currency risk is the risk that the value of financial assets and liabilities will fluctuate due to changes in foreign exchange rates. The Fund is indirectly exposed to foreign currency risk through its investments in the Equity and Fixed Funds which invest in financial assets at fair value through profit or loss denominated in US\$. However this risk is currently mitigated because the BDS\$: US\$ exchange rate is fixed at 2:1.

All term deposits, interest receivable and other financial assets are denominated in Barbados Dollars. There are no financial liabilities denoted in United States Dollars.

The following tables set out the Fund's exposure to foreign currency exchange rates on monetary financial assets.

	BDS \$	USD \$	2015 Total \$
Financial assets at fair value through profit and loss	<u>26,598,232</u>	<u>-</u>	<u>26,598,232</u>
	<u>26,598,232</u>	<u>-</u>	<u>26,598,232</u>
			2014
	BDS \$	USD \$	Total \$
Financial assets at fair value through profit and loss	<u>17,036,132</u>	<u>8,972,546</u>	<u>26,008,678</u>
	<u>17,036,132</u>	<u>8,972,546</u>	<u>26,008,678</u>

Royal Fidelity (Barbados) Investment Fund Limited – Select Balanced Fund

Notes to the Financial Statements For the year ended 30 June 2015

7. Financial Risk Management (continued)

(c) Credit risk

Credit risk is the risk that a counterparty will be unable or unwilling to meet a commitment that is entered into with the Fund. The Fund's investment strategy exposes it to credit risk.

The risk of default on sales or purchase transactions is considered minimal, as delivery of securities sold is only made once the Investment Manager has received payment. Payment is made on a purchase once the securities have been received by the Investment Manager. The trade will fail if either party fails to meet its obligation.

(d) Liquidity risk

Liquidity risk is the risk that the Fund is unable to meet its payment obligations associated with its financial liabilities when they come due. The Fund is exposed to monthly redemptions of redeemable participating shares, however its investments are generally considered longer term. The Fund has the ability to liquidate its positions to meet payment obligations, as financial assets are principally considered to be marketable and can be sold in response to liquidity needs. Further, the Fund has the ability to borrow in the short term using its investments as collateral.

All financial liabilities are due on demand, however amounts owing to redeemable participating shareholders are not expected to be demanded in the short term as shareholders typically retain such for the medium to long term.

The maturity profiles of debt securities are disclosed in the following table. All other financial assets are due on demand.

	1-5 years \$	> 5 years \$	2015 Total \$
Debt securities	-	-	-
	1-5 years \$	> 5 years \$	2014 Total \$
Debt securities	3,489,836	5,815,410	9,319,018

(e) Interest rate risk

Fair value and cash flow interest rate risks are the risks that the fair value or future cash flows of a financial instrument will fluctuate because of changes in market interest rates. The Fund is indirectly exposed to interest rate risk through its investment in the Fixed Income Fund

All fixed income securities are obtained primarily from Government sources with rates of interest which are fixed over the term of the instruments.

As of 30 June 2015, should interest rates be lowered by 1% with all other variables remaining constant, the increase in net assets attributable to shareholders would amount to approximately arising substantially from the increase in the market value of debt securities. The debt securities bear interest at rates ranging from 4.335% to 9.75% per annum.

Royal Fidelity (Barbados) Investment Fund Limited – Select Balanced Fund

Notes to the Financial Statements For the year ended 30 June 2015

8. Capital Risk Management

The capital of the Fund is represented by the net assets attributable to the holders of redeemable participating shares. The amount of net assets attributable to these shareholders can change significantly on a monthly basis, as the Fund is subject to monthly subscriptions and redemptions at the discretion of the shareholders. The Fund's objective when managing capital is to safeguard the Fund's ability to continue as a going concern in order to provide returns for shareholders and benefits for other stakeholders and to maintain a strong capital base to support the development of the investment activities of the Fund.

In order to maintain or adjust the capital structure, the Fund:

- monitors the level of monthly subscriptions and redemptions relative to financial assets it expects to be able to liquidate within one month.
- issues new shares and redeems existing shares in accordance with the constitutional documents of the Fund, which include the ability to restrict redemptions and require certain minimum holdings and subscriptions.

The Board of Directors and Investment Manager monitor capital on the basis of the value of net assets attributable to redeemable participating shareholders.